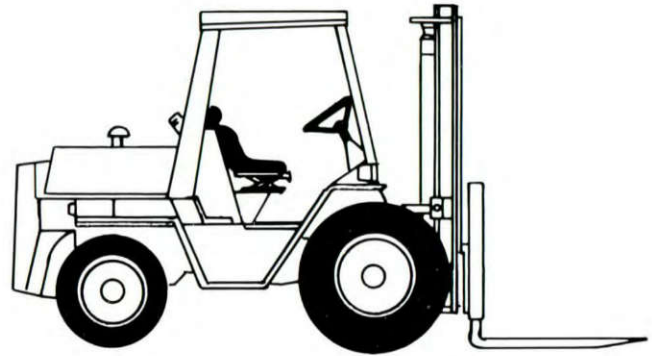

Operator's Instruction Manual



DPR 20/25/30

CLARK[®]

2340751
Book No. OI-533

CLICK HERE TO **DOWNLOAD** THE COMPLETE MANUAL

- Thank you very much for reading the preview of the manual.
- You can download the complete manual from: www.heydownloads.com by clicking the link below



- Please note: If there is no response to CLICKING the link, please download this PDF first and then click on it.

CLICK HERE TO **DOWNLOAD** THE COMPLETE MANUAL

DATA PLATE AND DECALS



25050




84M200

The "NO RIDING" decals are located near both steps to the operator's compartment.

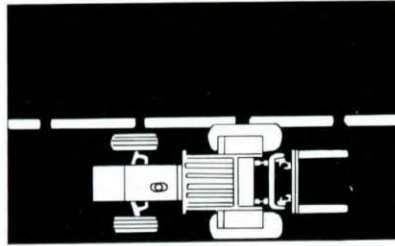
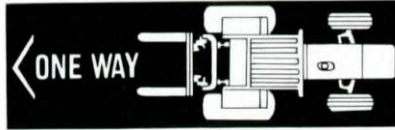
Never carry passengers. They can fall off or cause you to have an accident.

SAFETY



13103

Slow down for turns, ramps, bumps, cross traffic, congested areas, wet or slippery operating areas and at all times when vision is restricted.



17451

Operate the truck only in designated truck routes or roadways and keep operating routes clear. One-way traffic is recommended. If this is not practical in your operation follow highway regulations and drive to right of aisle or roadway centerline.



84M295

Be alert for pedestrians, other trucks or obstacles in your path of travel.

SAFETY



25024

Use caution when maneuvering near scaffolding, trenches, and excavations.



24909

Be extremely cautious when operating truck near edge of loading dock, embankment, ditch or ramp.

The truck can fall over the edge and cause injury or death.



25022

When possible operate the truck using site roadways and choose routes that avoid steep, slippery, loose gradings or unsettled back filled trenches.

OPERATOR'S DAILY CHECK



84M311

Inspect the steer axle hydraulic cylinders, connections, pipes and hoses for leakage.



84M312

Remove the air intake stack by pulling it up, and out of the mounting base.



84M313

Remove the front engine compartment cover hold-downs by pulling up and towards you.
If any hold-downs are missing report it on the daily check list.

OPERATION



84M326

Carefully enter the operator's compartment.

Read the operator's manual to learn the location and the function of all your truck instruments and controls. Know its safety devices, how they are operated and how the special attachments, if any, work.




24969

WARNING

Always operate your truck with the seat belt properly fastened.

BUCKLE-UP.



84M071

Before operating the truck make certain you have adjusted the seat, so that you can comfortably reach all controls and pedals.

1. Pull up on right hand side lever and move seat forward or reverse to the desired position.
2. Turn hand knob and adjust seat for your comfort.

CLICK HERE TO **DOWNLOAD** THE COMPLETE MANUAL

- Thank you very much for reading the preview of the manual.
- You can download the complete manual from: www.heydownloads.com by clicking the link below



- Please note: If there is no response to CLICKING the link, please download this PDF first and then click on it.

CLICK HERE TO **DOWNLOAD** THE COMPLETE MANUAL