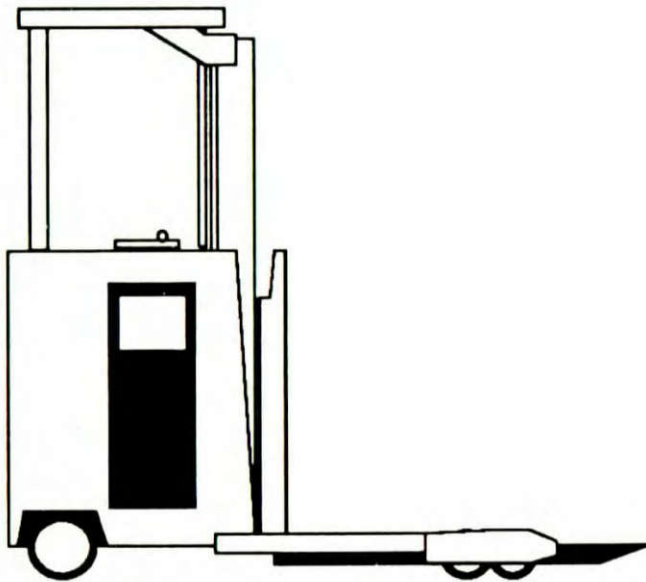

Operator's Manual

Do not remove this manual
from the truck.



NP 300 30 - 40 D
NS 300 30 - 40 D

CLARK

Book No. 2772175
OM - 550

CLICK HERE TO **DOWNLOAD** THE COMPLETE MANUAL

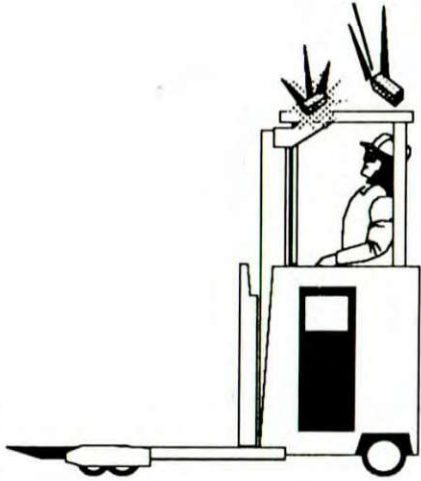
- Thank you very much for reading the preview of the manual.
- You can download the complete manual from: www.heydownloads.com by clicking the link below



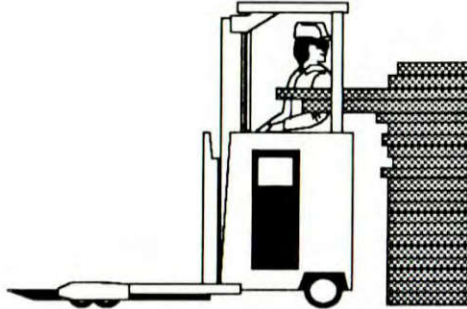
- Please note: If there is no response to CLICKING the link, please download this PDF first and then click on it.

CLICK HERE TO **DOWNLOAD** THE COMPLETE MANUAL

General Safety Rules Operator Protection



Keep under the overhead guard. Always keep your body within the confines of the truck.



Watch out for intrusion into the operators compartment. Be especially careful when traveling in reverse and maneuvering in tight areas.

Fork Safety

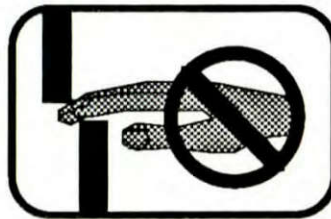
Never allow anyone to walk under raised forks.



There is special equipment to raise people for overhead work. **DO NOT USE LIFT TRUCKS.**

Pinch Points

Keep hands, feet and legs out of the upright. Don't use the upright for a ladder.



Never try to repair the upright, carriage, chain or attachment yourself. Always get a trained mechanic.



3 Know Your Truck

Truck Chart 3.2

Operator's Compartment 3.3

Trucck Data and safety plates 3.4 - 3.6

Safety and Waring Decals 3.7

Operator car and Maintenance Daily Safety Inspection

WHEN FUNCTIONAL CHECKS ARE COMPLETED:

- Bring truck to a complete stop.
- Make sure directional control is in the neutral position.
- Turn the key switch to the OFF position.
- Lower the forks fully to the floor.

Standard Shut Down Procedure

When parking and leaving truck unattended, lift mechanism shall be fully lowered, controls placed in neutral, brakes set, and key removed. Block the wheels if truck is parked on an incline or has possibility of moving.

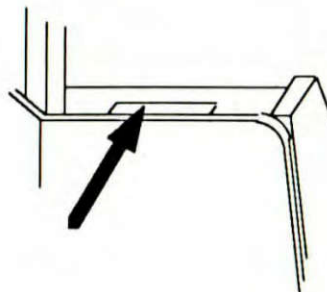
Make a record on the "Driver's Daily Checklist" of all the operating and truck problems that you find. Review the checklist to be sure it has been completed and turn it in to the person responsible for lift truck maintenance. Be sure any unusual noises or problems are investigated immediately.

Do not operate a lift truck that has a maintenance problem, or is not safe to operate.

Remove the key from the key switch and put an "Out of Service" tag on the truck.



Be sure to put this operator's manual back in the holder. Read the manual again if you are not sure of all lift truck operating procedures.



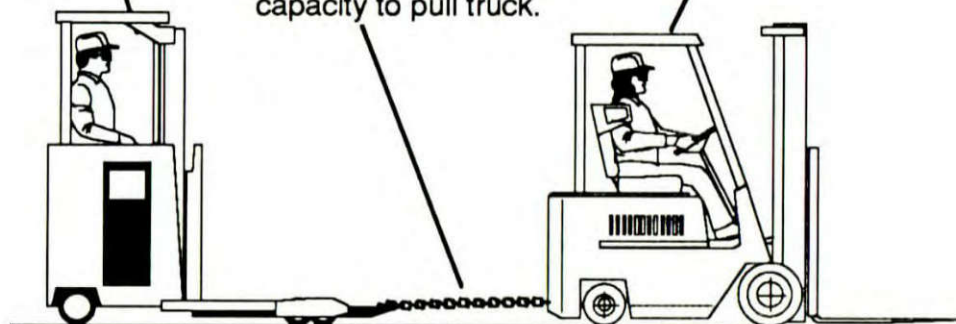
If all of the checks were normal or satisfactory, the truck can be operated.

6 Emergency Towing


Driver must be in truck with brake pedal fully depressed.

Truck of sufficient capacity to pull order selector.

Hook chain of sufficient capacity to pull truck.



Truck of sufficient capacity to lift NP or NS Truck.



CLICK HERE TO **DOWNLOAD** THE COMPLETE MANUAL

- Thank you very much for reading the preview of the manual.
- You can download the complete manual from: www.heydownloads.com by clicking the link below



- Please note: If there is no response to CLICKING the link, please download this PDF first and then click on it.

CLICK HERE TO **DOWNLOAD** THE COMPLETE MANUAL