

# Operator's Manual

## For Safety Operation

### CARGO RANGE

**GB**

Order number: 181612-040  
Issued: 2001-02-26, BT Europe, ITS dept.

CLICK HERE TO **DOWNLOAD** THE COMPLETE MANUAL

- Thank you very much for reading the preview of the manual.
- You can download the complete manual from: [www.heydownloads.com](http://www.heydownloads.com) by clicking the link below

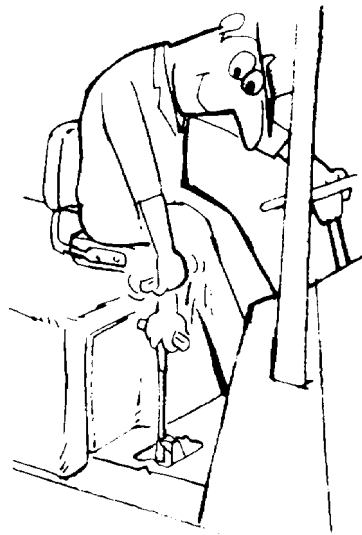



- Please note: If there is no response to CLICKING the link, please download this PDF first and then click on it.

CLICK HERE TO **DOWNLOAD** THE COMPLETE MANUAL

## Stopping and parking

1. To come to a stop, release your foot from the accelerator pedal, reduce speed and brake the vehicle with the foot pedal.
2. Do not attempt to stop on a slope or incline by working the accelerator pedal with the unit in gear. This will cause the oil temperature to rise in the torque converter. (This is called the stall speed of the engine.)
3. When parking the vehicle, stop at a place where it will not be in the way of other vehicles. Set the parking brake and lower the forks onto the floor or ground. Always remove the engine key.



## **Hazards arising when attachments are used on the forklift truck**

When attachments are installed on the forklift truck, the rated capacity is less than permitted under normal usage. Check with your BT dealer for the rated capacity when attachments are used. An example of the particular considerations that apply when attachments are used is given below.

For example, when the forklift truck operated is equipped with the side shift attachment, ensure that the load is centered with respect to the forklift truck during lifting and moving. Unbalanced loading can result in the forklift truck tipping over. Whether or not the forklift truck is equipped with an attachment, loads should never be left in a raised position. This applies particularly to forklift truck equipped with the clamp attachment; leaving a load clamped can cause it to slip out of the clamp and fall.

## **Fuel**

### **Fuel types**

The following are recommended:

unleaded gasoline should have a Research Octane Number (RON) of 91 or greater;

diesel fuel should not be No.2 or greater;

and LPG should not include 90% or more of propane and propylene by volume.

(Reference) Use only fuels that conform to JIS Standards K2202 and K2204.

- Use the correct fuel type for your forklift truck. The use of the wrong fuel will impair forklift performance and may lead up to unpredictable faults or damage.



## Inspection Items

### <Engine compartment>

Inspection	Description	Remedy
Cleanliness	Engine or engine compartment extremely dirty	Blow off dirt with compressed air; clean; wash
Rust	Engine or engine compartment rusting <b>Important Checkpoints</b> Engine mounting cylinder head, cylinder head bolts, cylinder block, transmission, machined surfaced, all joints and connections, counterweight	Remove rust, blow with compressed air; wash; touch up, rust preventative.

## Inspection Items

### <Functional parts>

Inspection	Description	Remedy
Operation of functional parts Hydraulic system	Raise, lower and tilt mast both forward and backward more than 3 times.	Inspect, adjust, repair.
Gauges	With the ignition switch or all switches ON, check operation with the engine running.	Inspect, adjust, repair.
50m travel	Drive both forward and reverse for more than 50 meters.	Inspect, adjust, repair
Engine oil	Inspect the oil level with the level gauge. Check cleanliness, viscosity and possible deterioration. (Do not check oil immediately after turning off engine).	Replenish after assuring cleanliness. If truck has been in stock over six months, change oil before delivering to customer.

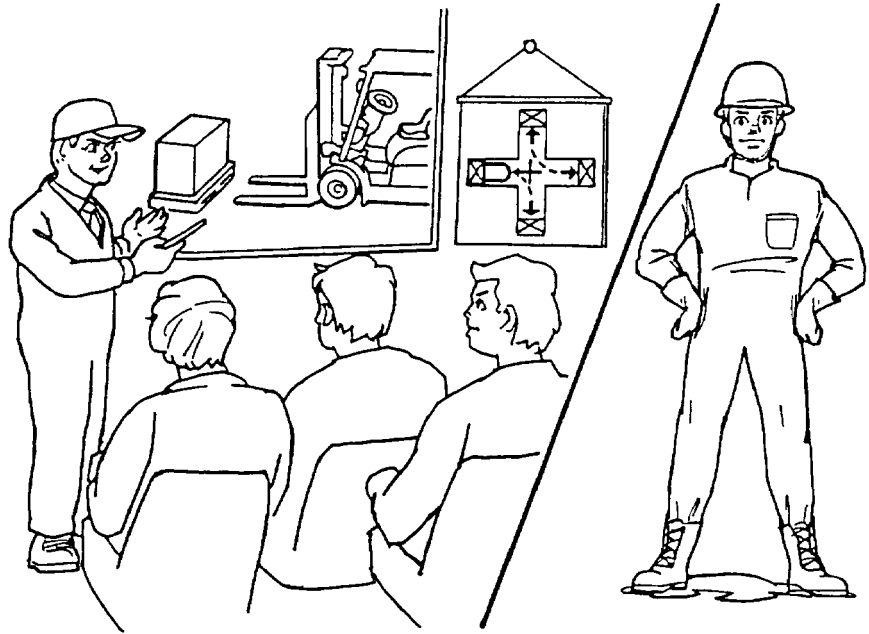
# SAFETY TIPS

## For forklift truck drivers

# 1

**Only properly trained and authorized drivers should operate forklift truck.**


Are you qualified to be a forklift truck driver? Are you familiar with the forklift truck you operate? Do you wear a safety helmet and proper clothing on the job?



# 2

**Before starting work, check the condition of the forklift truck**

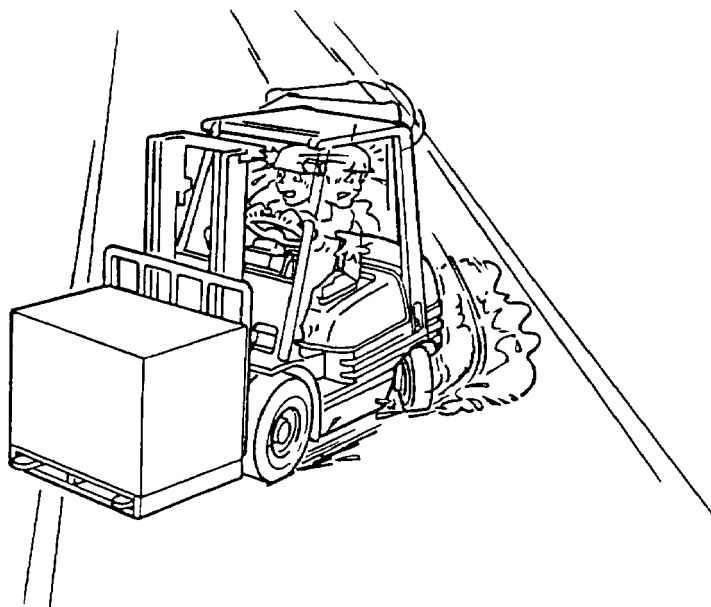
Stop and think safety before starting the day's work. No truck should be operated unless it is in good condition. Refuse to operate a forklift truck which in your opinion is unsafe.



# 23

## Slow down for wet, slippery areas


You know how easy it is to lose control of your forklift truck on wet, slippery places. Driving forklift truck is not for winning a Safari Rally, in spite of similar road conditions.



# 24

## Go slow and sound the horn at corners

Go slow wherever vision is limited or obstructed. If your plant has traffic mirrors, use them. Observe stop signs, stop your forklift truck completely, sound the horn if necessary and then proceed with extreme caution.



CLICK HERE TO **DOWNLOAD** THE COMPLETE MANUAL

- Thank you very much for reading the preview of the manual.
- You can download the complete manual from: [www.heydownloads.com](http://www.heydownloads.com) by clicking the link below



- Please note: If there is no response to CLICKING the link, please download this PDF first and then click on it.

CLICK HERE TO **DOWNLOAD** THE COMPLETE MANUAL