

SCORPION 9055  
SCORPION 7055  
SCORPION 7050  
SCORPION 7044

**CLAAS**

## Anbauanleitung

Kipperanschluss

## Fitting Instructions

Tipping trailer connection

## Notice de montage

Raccord de benne basculante



CLICK HERE TO **DOWNLOAD** THE COMPLETE MANUAL

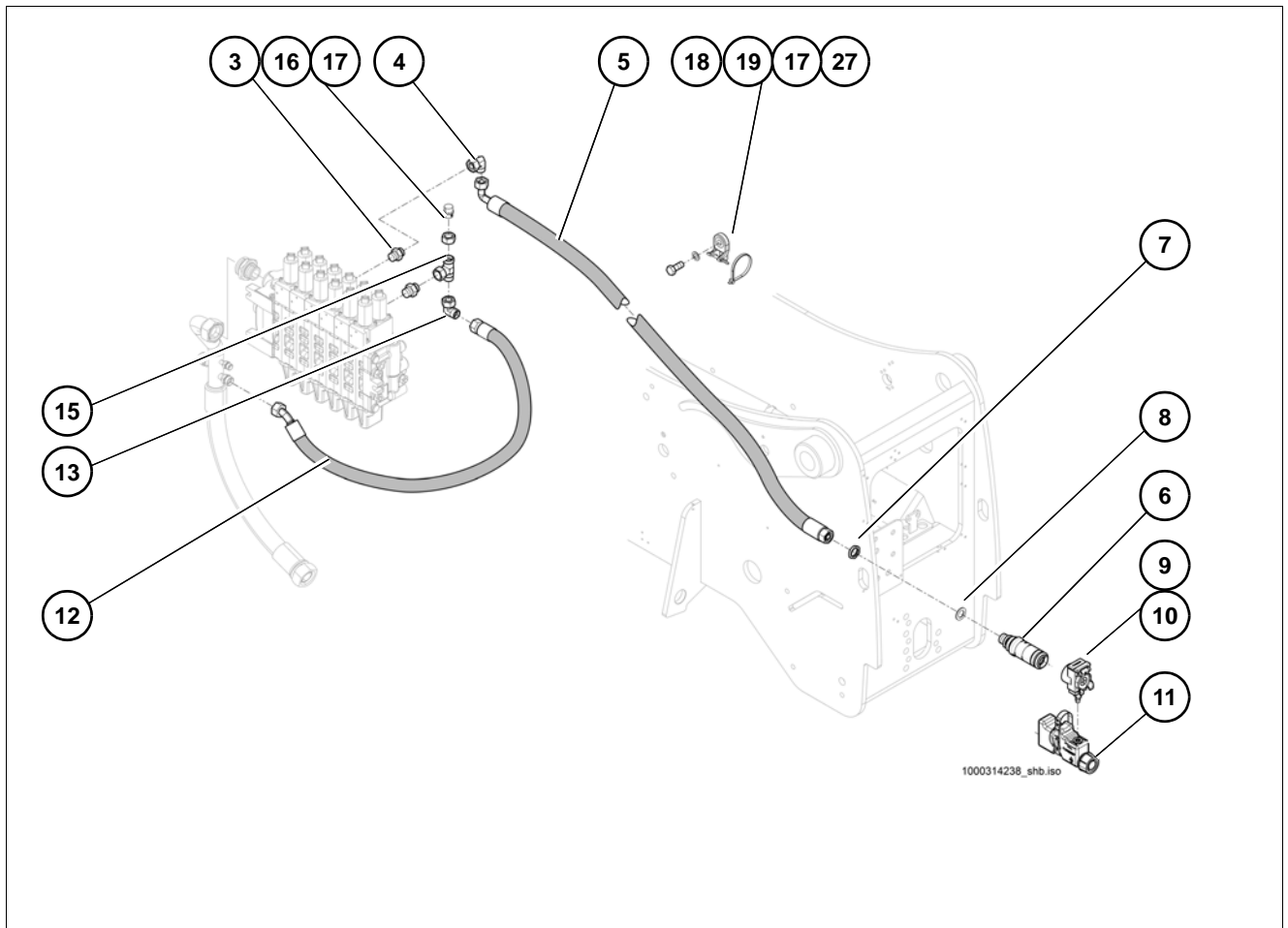
- Thank you very much for reading the preview of the manual.
- You can download the complete manual from: [www.heydownloads.com](http://www.heydownloads.com) by clicking the link below



- Please note: If there is no response to CLICKING the link, please download this PDF first and then click on it.

CLICK HERE TO **DOWNLOAD** THE COMPLETE MANUAL

**Übersicht Kipperanschluss**









7. Installation position of switch




8. Installation position of switch  
9. Remove the cover




10. Install switch 1, 2 on socket S70



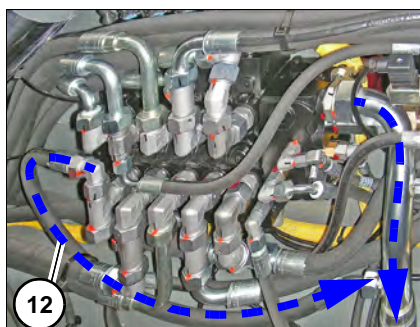
11. Switch 1, 2 installed



8. Monter la conduite flexible 5 vers le raccord de benne basculante 6  
➔ Monter le serre-câbles 27 sur le socle 18



9. Monter la conduite flexible 12 vers le retour du réservoir



10. Monter la conduite flexible 12 vers le retour du réservoir

CLICK HERE TO **DOWNLOAD** THE COMPLETE MANUAL

- Thank you very much for reading the preview of the manual.
- You can download the complete manual from: [www.heydownloads.com](http://www.heydownloads.com) by clicking the link below



- Please note: If there is no response to CLICKING the link, please download this PDF first and then click on it.

CLICK HERE TO **DOWNLOAD** THE COMPLETE MANUAL