



Workshop Manual

electrical wiring

SPACE RUNNER '99
SPACE WAGON '99

CLICK HERE TO **DOWNLOAD** THE COMPLETE MANUAL

- Thank you very much for reading the preview of the manual.
- You can download the complete manual from: www.heydownloads.com by clicking the link below

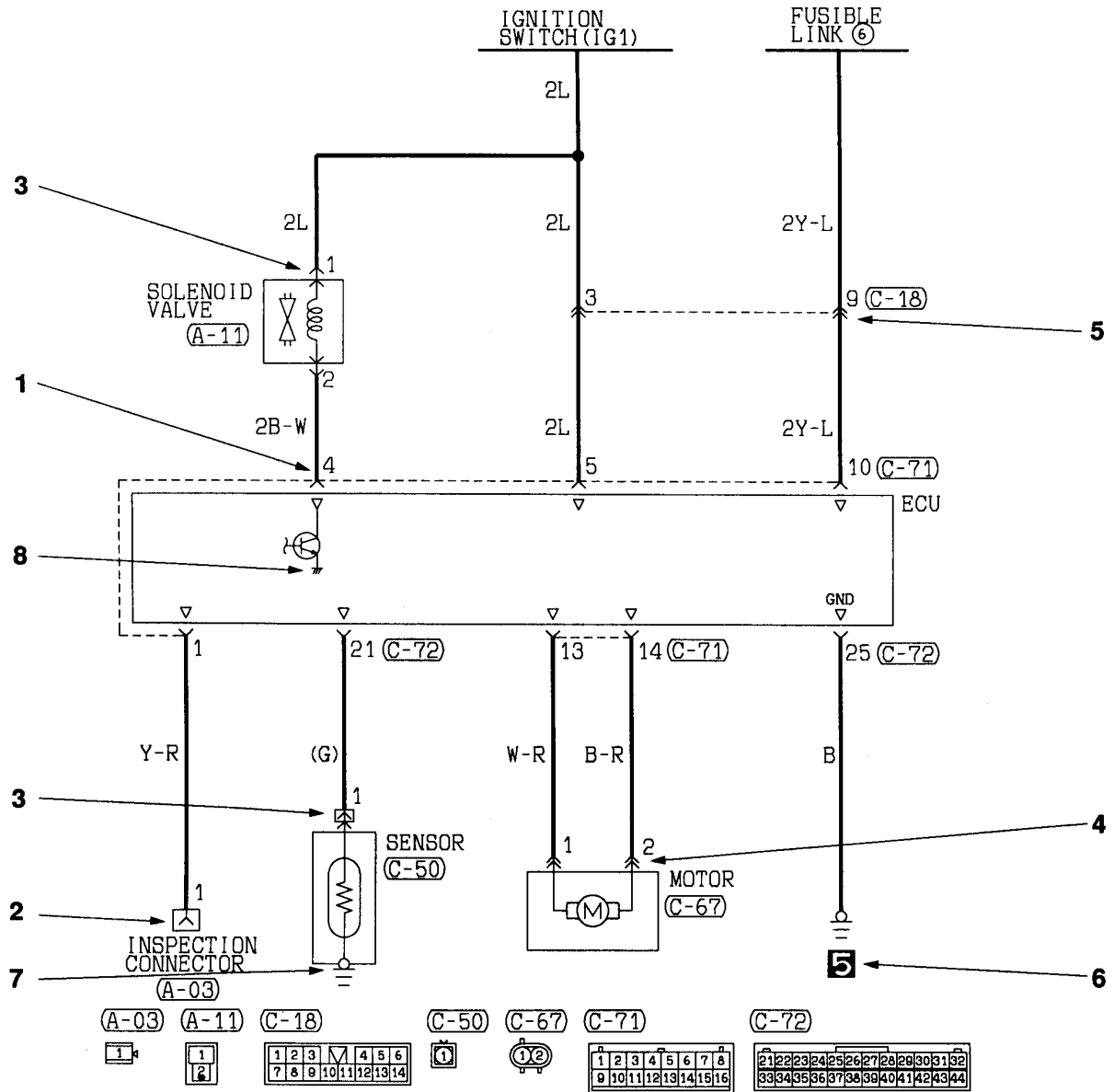


- Please note: If there is no response to CLICKING the link, please download this PDF first and then click on it.

CLICK HERE TO **DOWNLOAD** THE COMPLETE MANUAL

MARKINGS FOR CONNECTOR EARTHING

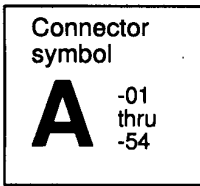
00100790084



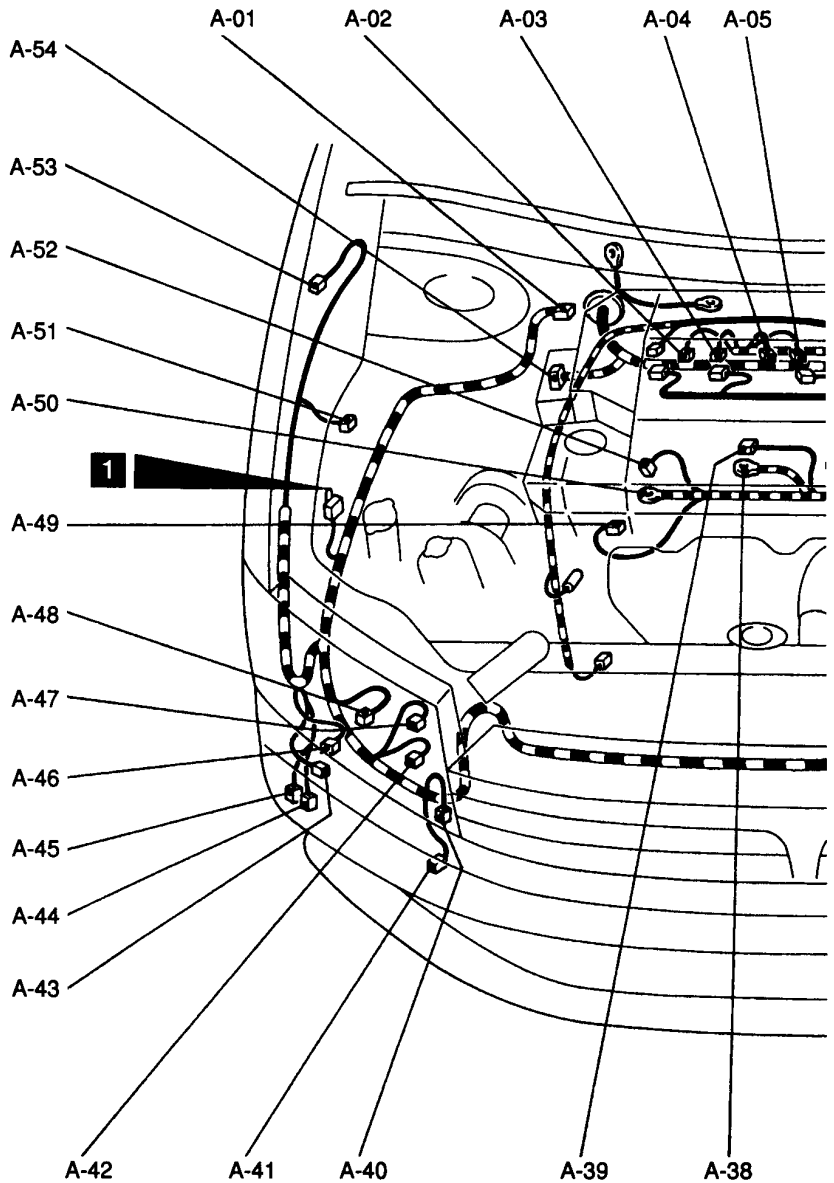
ENGINE COMPARTMENT

80100031400

4G93-GDI <L.H. drive vehicles>

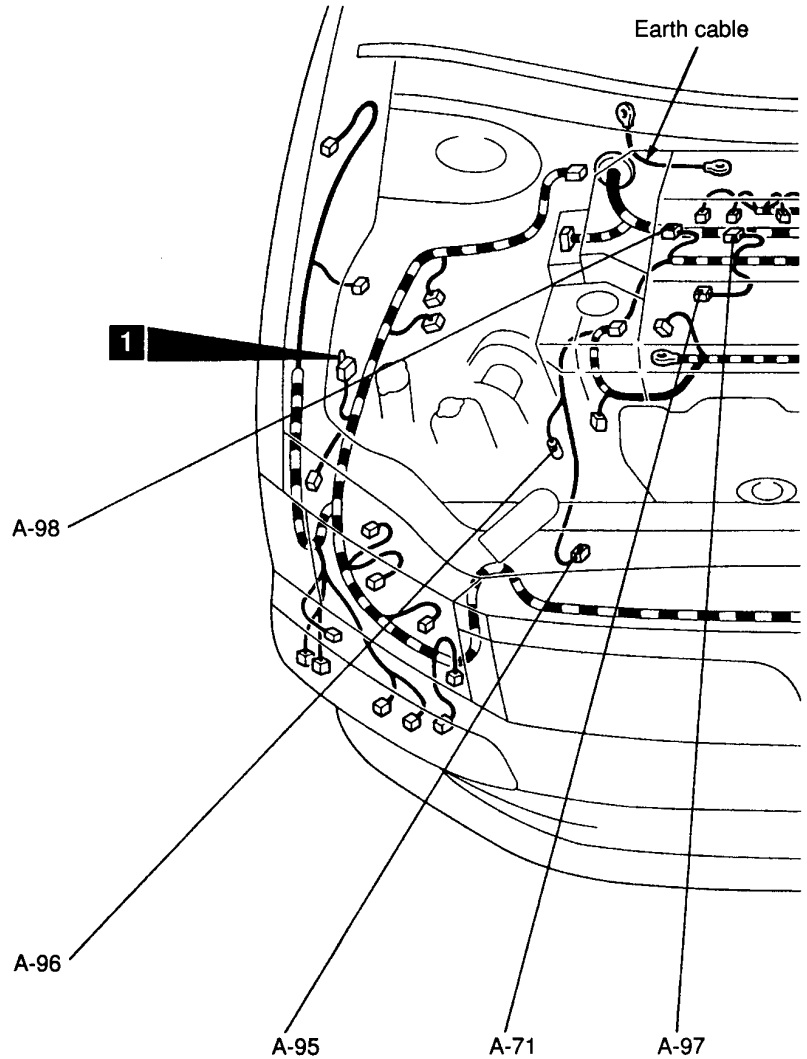
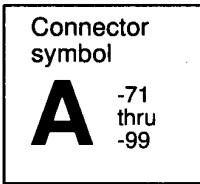


- Connector color code
- B: Black
 - Y: Yellow
 - L: Blue
 - G: Green
 - R: Red
 - BR: Brown
 - V: Violet
 - O: Orange
 - GR: Gray
 - None: Milk white



- | | | | |
|-------------|--|--------------|---|
| A-01 (5-GR) | Windshield wiper motor | A-13X (4) | Injector driver control relay |
| A-02 (2-GR) | Injector1 | A-14X (4) | Engine control relay |
| A-03 (2-GR) | Injector2 | A-15X (4) | Fuel pump relay |
| A-04 (2-GR) | Injector3 | A-17X (5) | A/C compressor relay |
| A-05 (2-GR) | Injector4 | A-18X (3) | Inspection connector |
| A-06 (8-B) | Control wiring harness and injector wiring harness combination | A-20X (4) | Fan control relay |
| A-07 (7-B) | Air flow sensor | A-22X (5) | Horn relay |
| A-08 (26-B) | Injector driver | A-23X (5) | Front fog lamp relay |
| A-09 (3-B) | Brake vacuum sensor | A-24X (11) | Front-ECU |
| A-10 (2-GR) | Brake fluid level switch | A-25X (11) | Front-ECU |
| A-11 (2-GR) | Side turn signal lamp (LH) | A-26 (2-B) | Wheel speed sensor (Front: LH) <ABS> |
| A-12X (4) | A/T control relay | A-28 (17-GR) | Front wiring harness and control wiring harness combination |

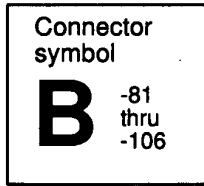
4G64-GDI <L.H. drive vehicles>



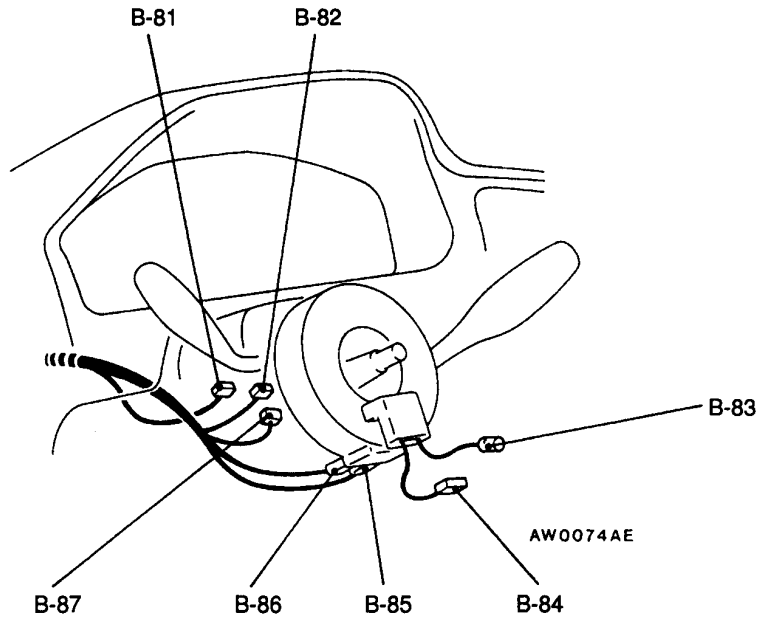
- Connector color code
- B: Black
 - Y: Yellow
 - L: Blue
 - G: Green
 - R: Red
 - BR: Brown
 - V: Violet
 - O: Orange
 - GR: Gray
 - None: Milk white

A-71 (3-B)	Crank angle sensor	A-80 (2-B)	Engine coolant temperature sensor
A-73 (4-B)	Throttle position sensor	A-81 (3-B)	Control wiring harness and vehicle speed sensor wiring harness combination <A/T>
A-74 (3-GR)	Ignition coil 4	A-82 (3-GR)	Output shaft speed sensor <A/T>
A-76 (2-B)	Purge control solenoid valve	A-83 (1-B)	Engine coolant temperature gauge unit
A-77 (3-B)	Fuel pressure sensor	A-84 (2-B)	Brack-up lamp switch <M/T>
A-78 (3-B)	Camshaft position sensor		
A-79 (2-GR)	Detonation sensor		

L.H. drive vehicles



STEERING COLUMN



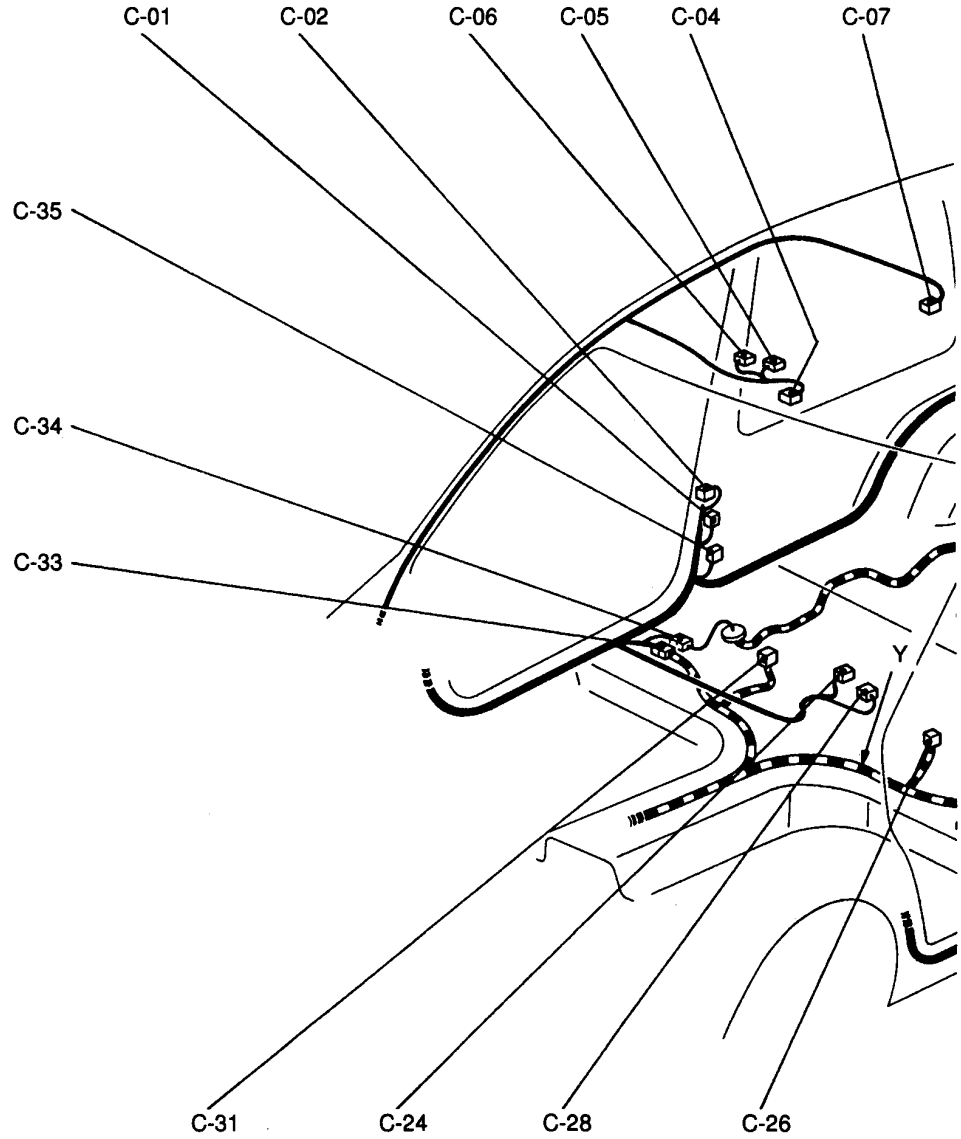
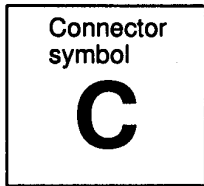
Connector color code
 B: Black
 Y: Yellow
 L: Blue
 G: Green
 R: Red
 BR: Brown
 V: Violet
 O: Orange
 GR: Gray
 None: Milk white

- | | | | |
|----------|--|------------|---------------|
| B-81 (6) | Ignition switch | B-85 (2-Y) | Clock spring |
| B-82 (7) | Key reminder switch | B-86 (4) | Clock spring |
| B-83 (1) | Horn switch | B-87 (10) | Column switch |
| B-84 (2) | Air bag module (squib) (Driver's side) | | |

FLOOR AND ROOF

80100090544

SPACE RUNNER <R.H. drive vehicles>

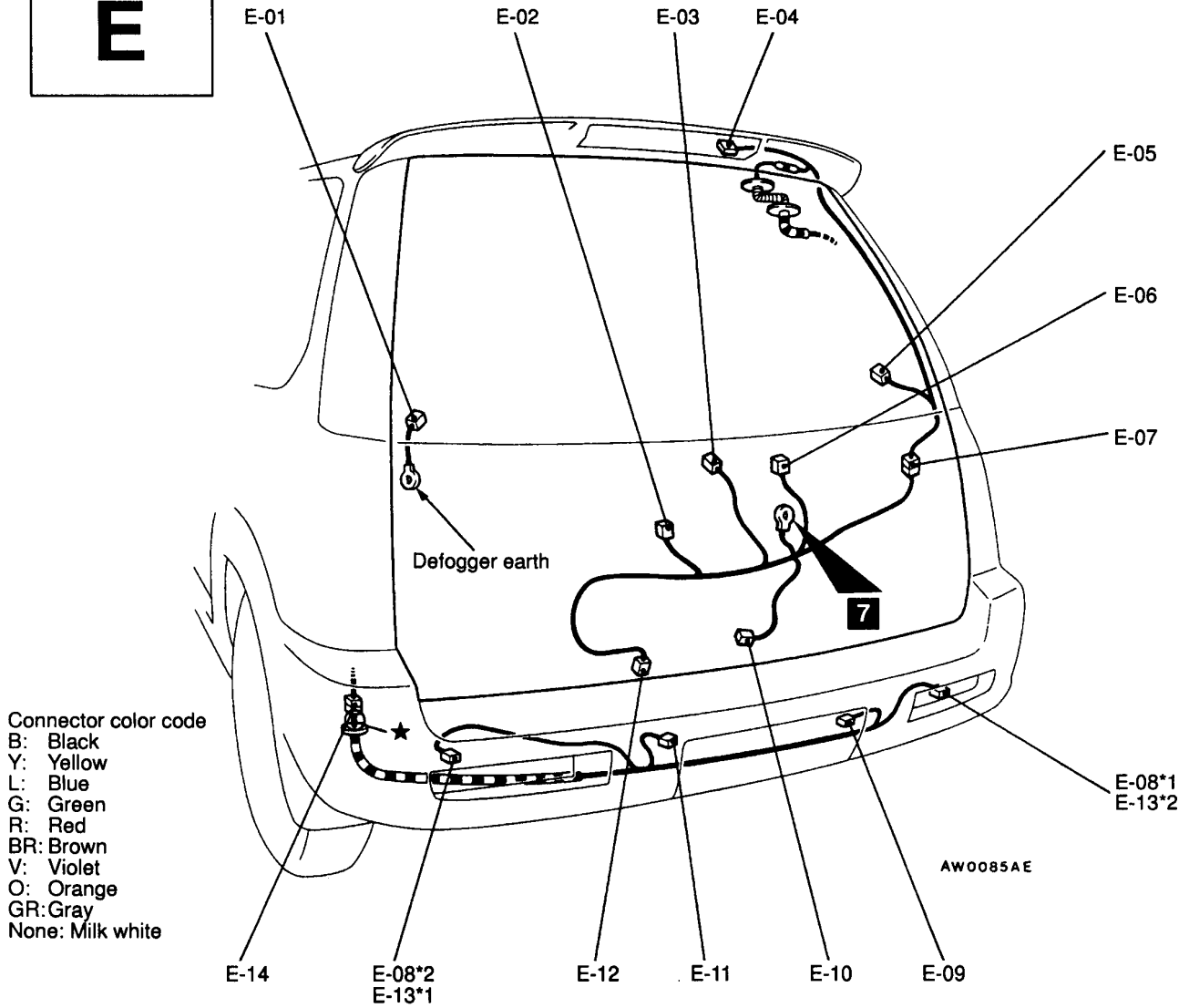
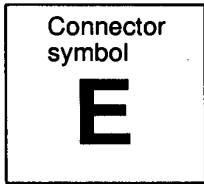


- Connector color code
 B: Black
 Y: Yellow
 L: Blue
 G: Green
 R: Red
 BR: Brown
 V: Violet
 O: Orange
 GR: Gray
 None: Milk white

- | | | | |
|-------------|----------------------------------|------------|-------------------------------------|
| C-01 (3) | Side impact sensor (RH) | C-11 (1-B) | Accessory socket |
| C-02 (3) | Front door switch (RH) | C-12 (1) | Accessory socket |
| C-04 (2) | Front room lamp or no connection | C-13 (2-B) | Wheel speed sensor (Rear: RH) <ABS> |
| C-05 (6-B) | Sunroof switch | C-14 (4) | Fuel gauge unit (Sub) |
| C-06 (10) | Sunroof-ECU | C-15 (4) | Rear combination lamp (LH) |
| C-07 (2-GR) | Rear room lamp | C-16 (2) | Rear speaker (LH) |
| C-09 (2) | Rear speaker (RH) | C-17 (3) | Rear door switch (RH) |
| C-10 (4) | Rear combination lamp (RH) | | |

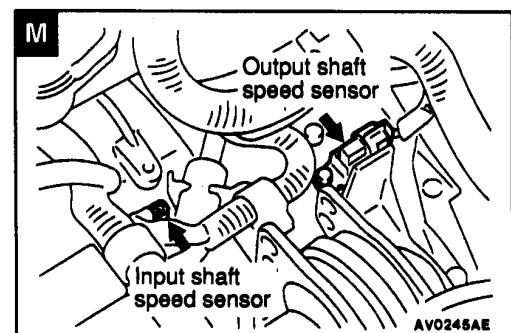
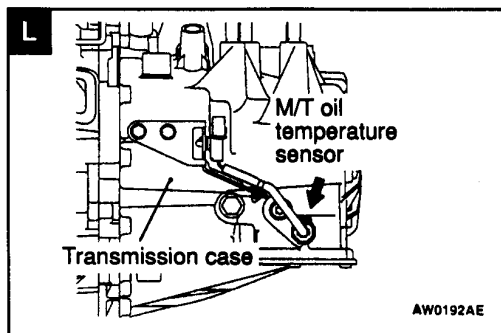
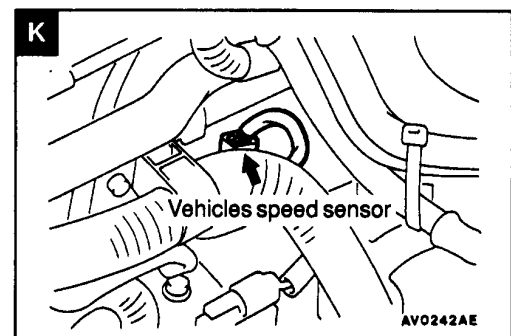
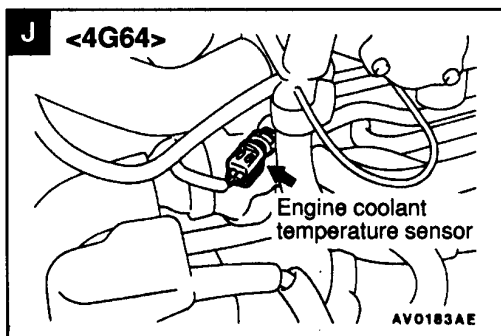
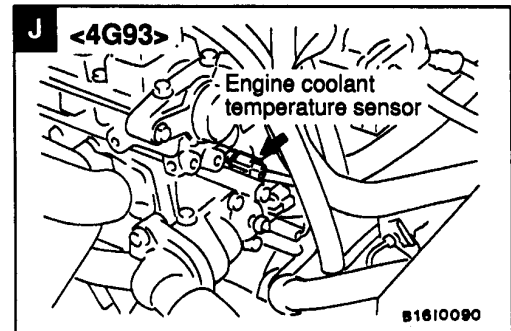
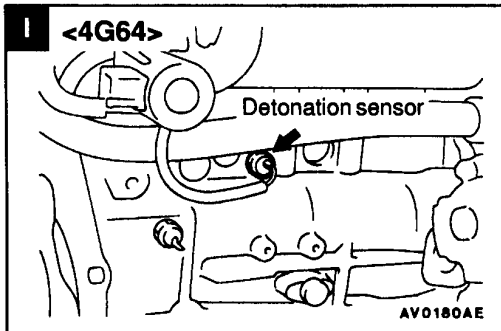
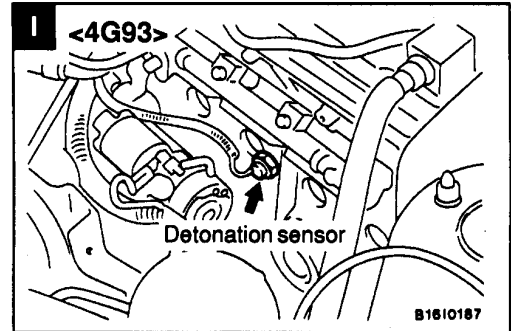
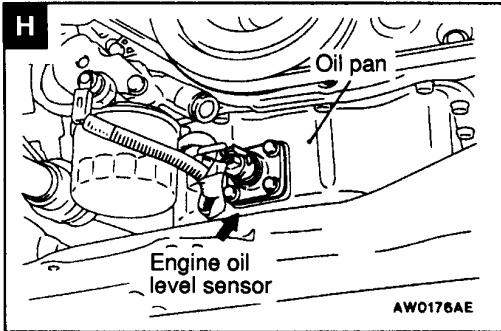

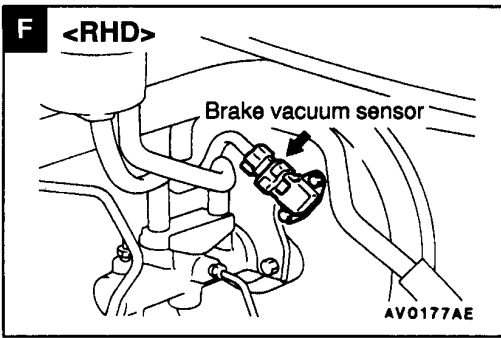
LUGGAGE COMPARTMENT

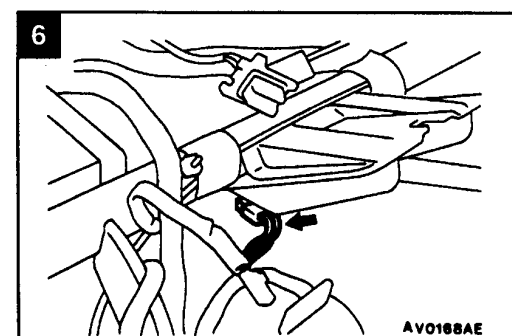
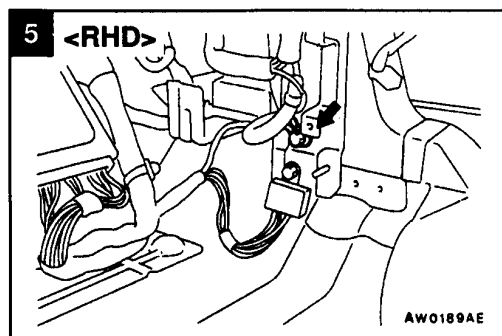
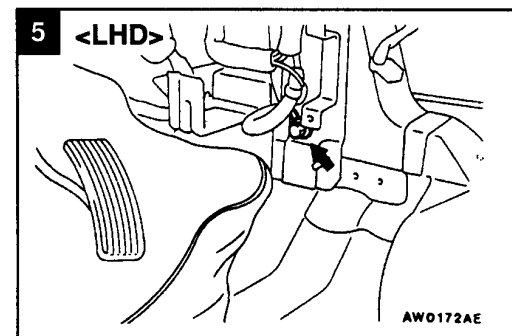
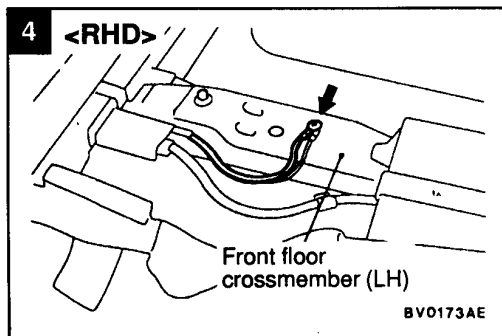
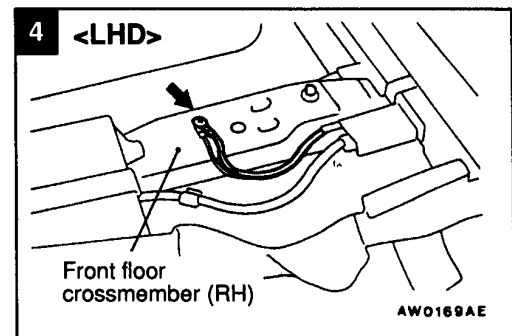
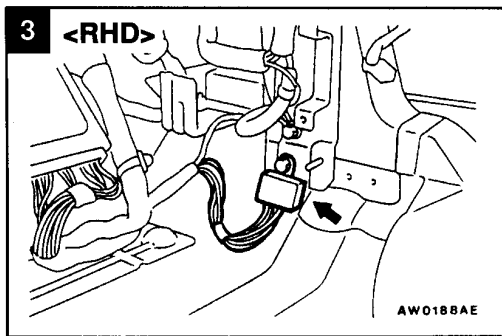
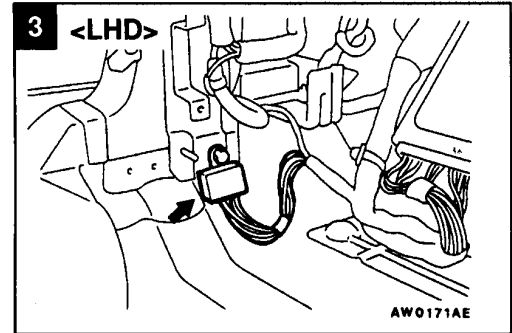
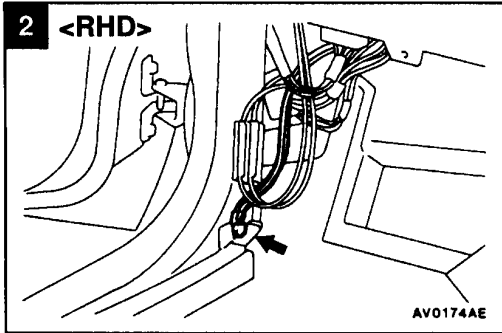
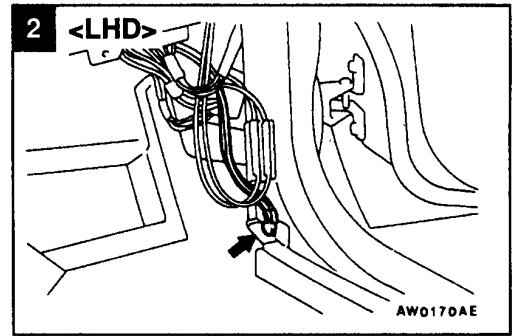
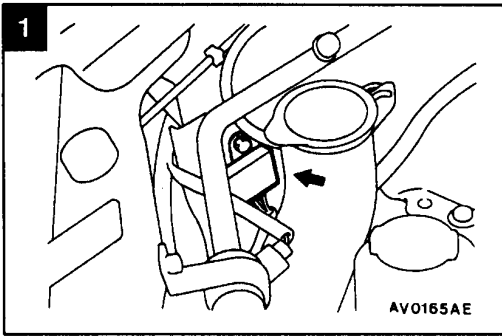
SPACE RUNNER



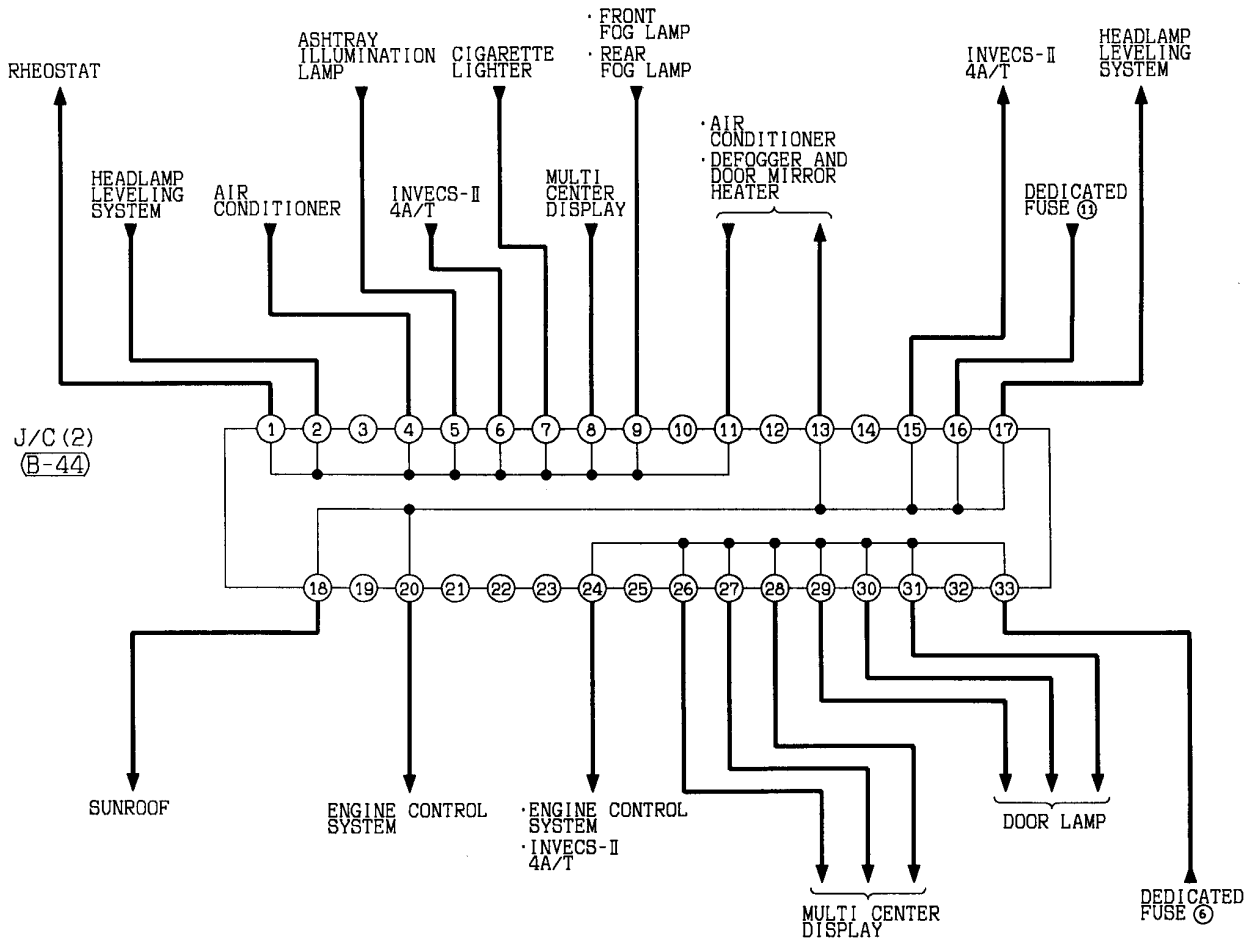
- Connector color code
- B: Black
 - Y: Yellow
 - L: Blue
 - G: Green
 - R: Red
 - BR: Brown
 - V: Violet
 - O: Orange
 - GR: Gray
 - None: Milk white

- | | | | |
|-------------|--|-------------|--|
| E-01 (1-B) | Defogger (-) | E-10 (6-B) | Tailgate lock actuator |
| E-02 (2) | Luggage compartment lamp | E-11 (2-GR) | Licence poate lamp (LH) |
| E-03 (4) | Rear wiper motor | E-12 (1-B) | Luggage compartment lamp switch |
| E-04 (2) | High mounted stop lamp | E-13 (2) | Rear fog lamp |
| E-05 (1-B) | Defogger (+) | E-14 (7) | Floor wiring harness and bumper wiring harness combination |
| E-06 (3) | Tailgate lock key cylinder switch | | |
| E-07 (14) | Floor wiring harness and tailgate wiring harness combination | | |
| E-08 (2) | Back-up lamp | | |
| E-09 (2-GR) | Licence plate lamp (RH) | | |
- Remarks
- *1: L.H. drive vehicles.
 - *2: R.H. drive vehicles.

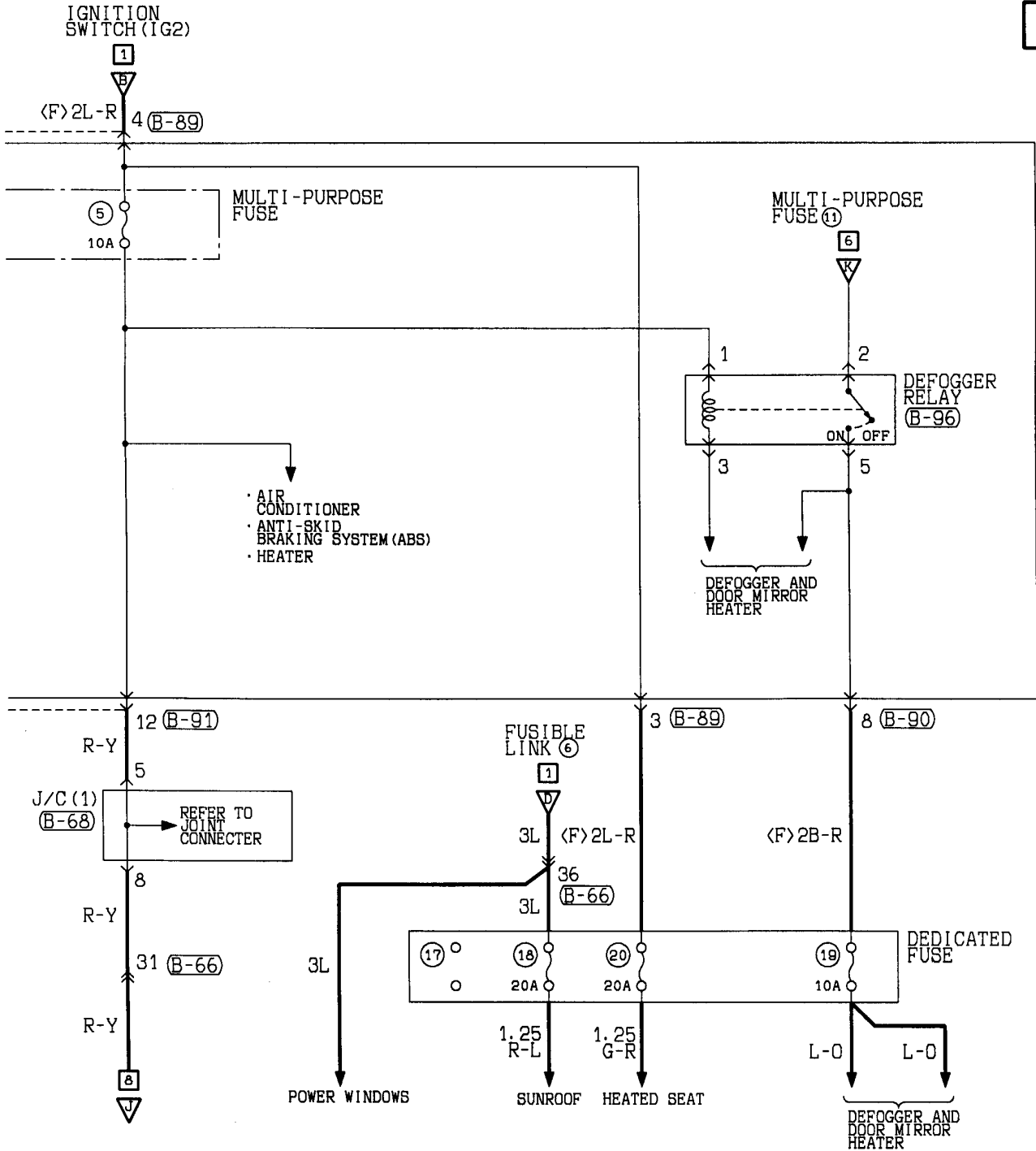




CIRCUIT DIAGRAM

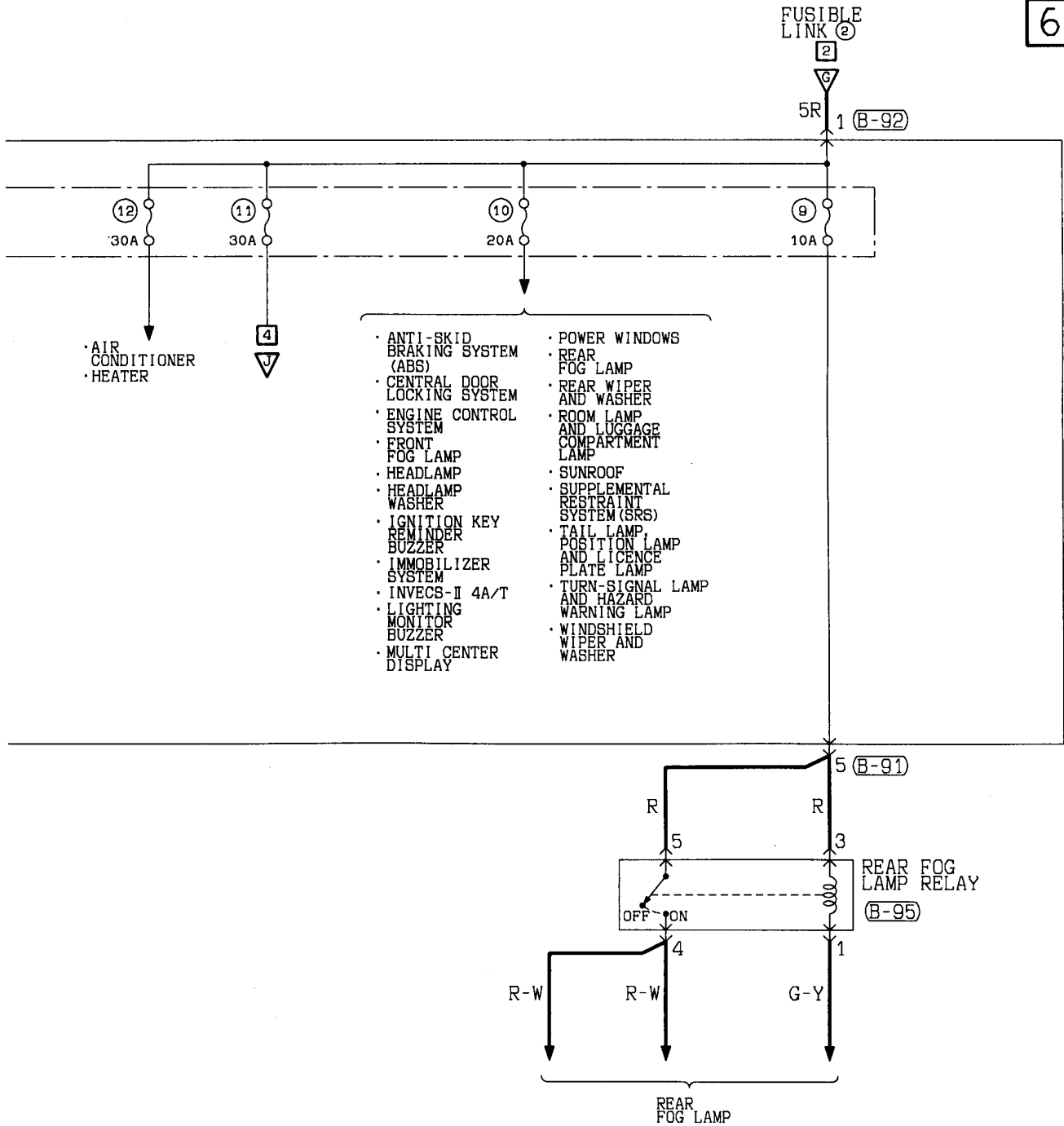


4



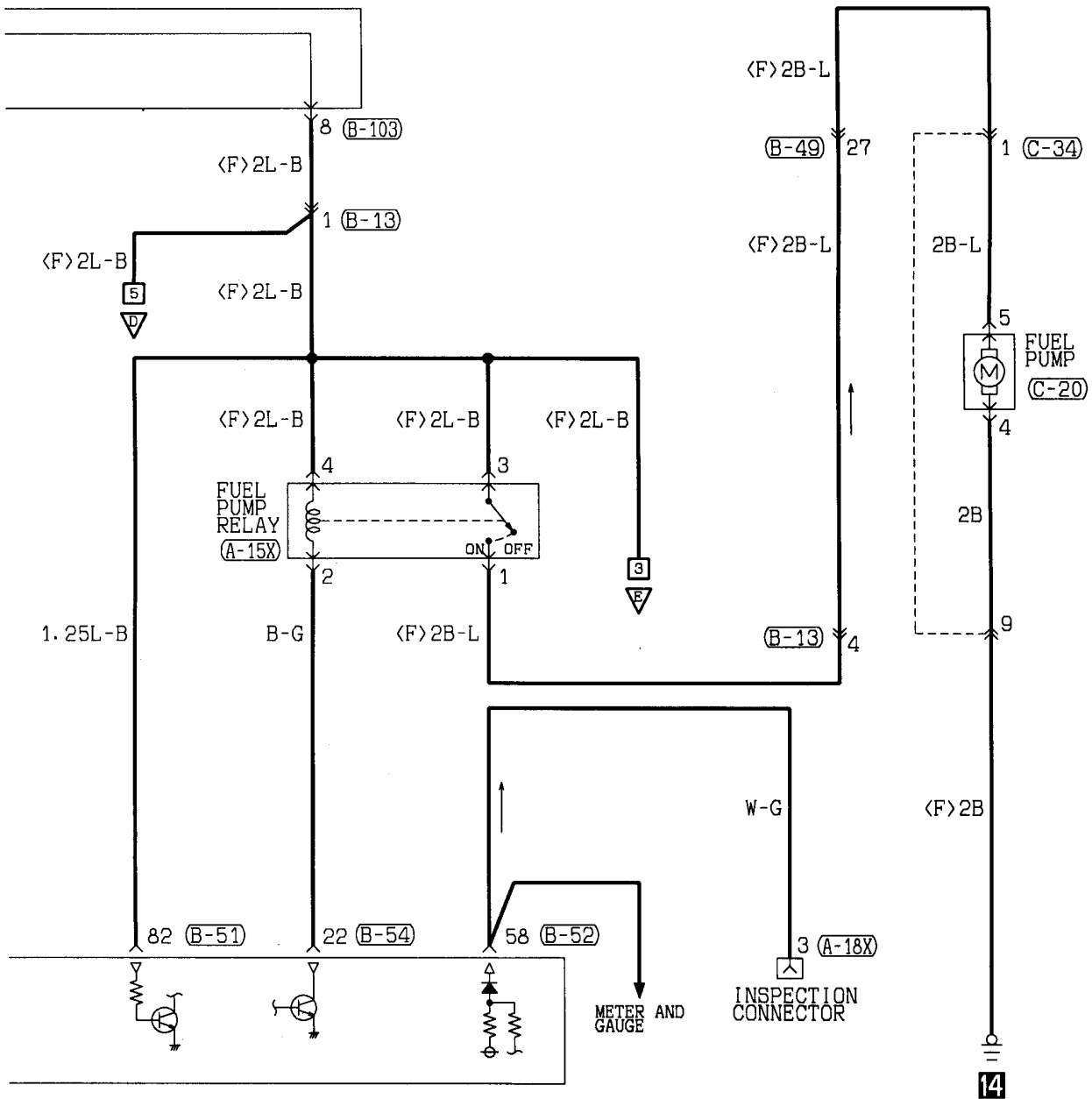
Wire colour code
 B : Black LG : Light green G : Green L : Blue W : White Y : Yellow SB : Sky blue
 BR : Brown O : Orange GR : Gray R : Red P : Pink V : Violet

6

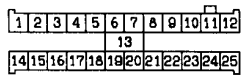


Wire colour code
 B :Black LG:Light green G :Green L :Blue W :White Y :Yellow SB:Sky blue
 BR:Brown O :Orange GR:Gray R :Red P :Pink V :Violet

2



(B-02)



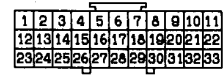
(B-13)



(B-14)

Refer to P. 4-336

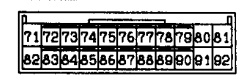
(B-44)



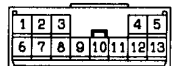
(B-49)

Refer to P. 4-336

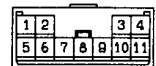
(B-51)



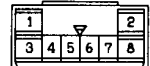
(B-91)



(B-93)



(B-103)



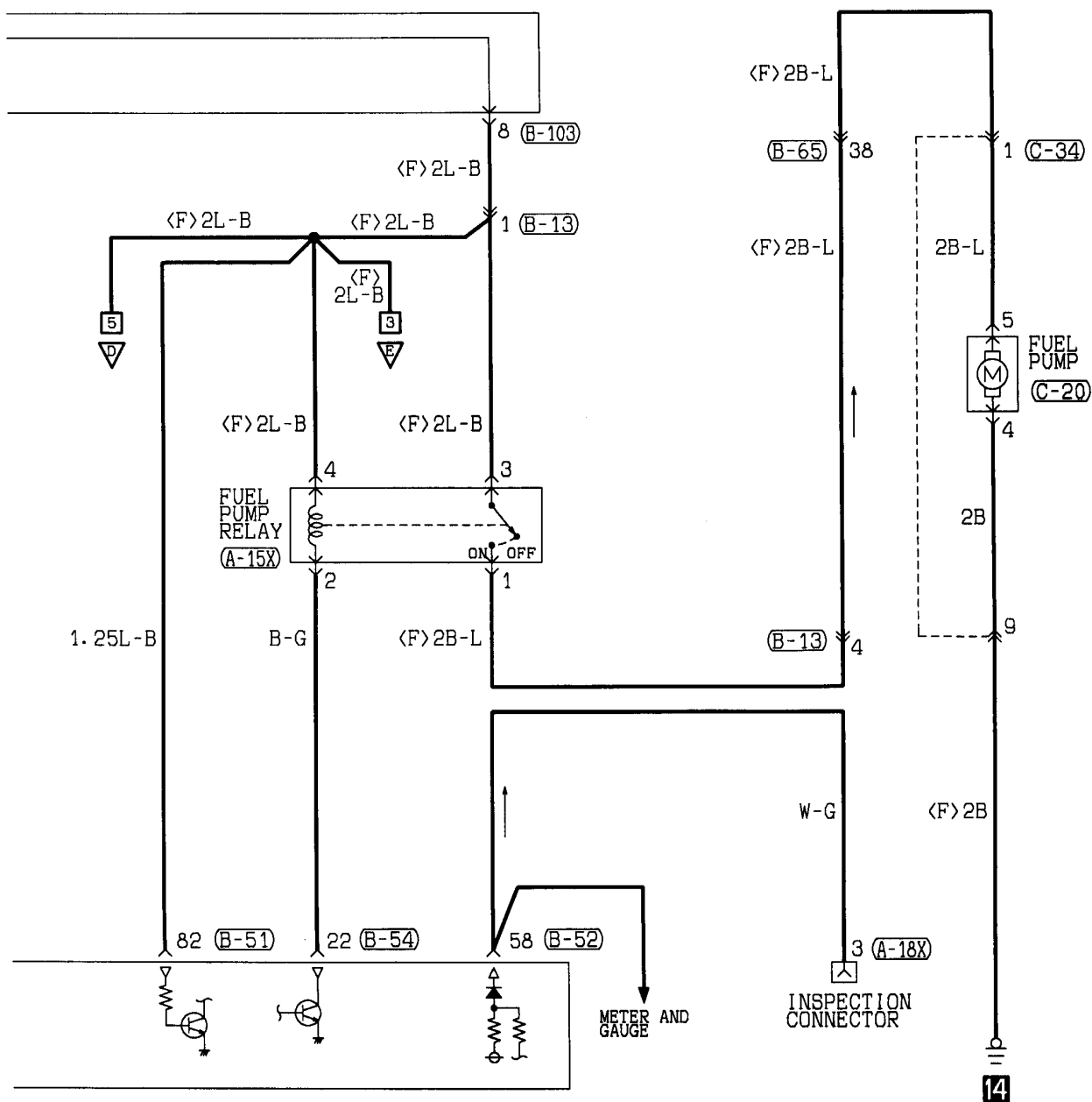
(C-20)



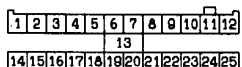
(C-34)



2



(B-02)



(B-13)



(B-14)

Refer to P. 4-336

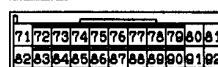
(B-44)



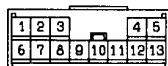
(B-65)

Refer to P. 4-336

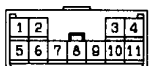
(B-51)



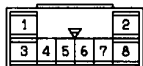
(B-91)



(B-93)



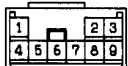
(B-103)



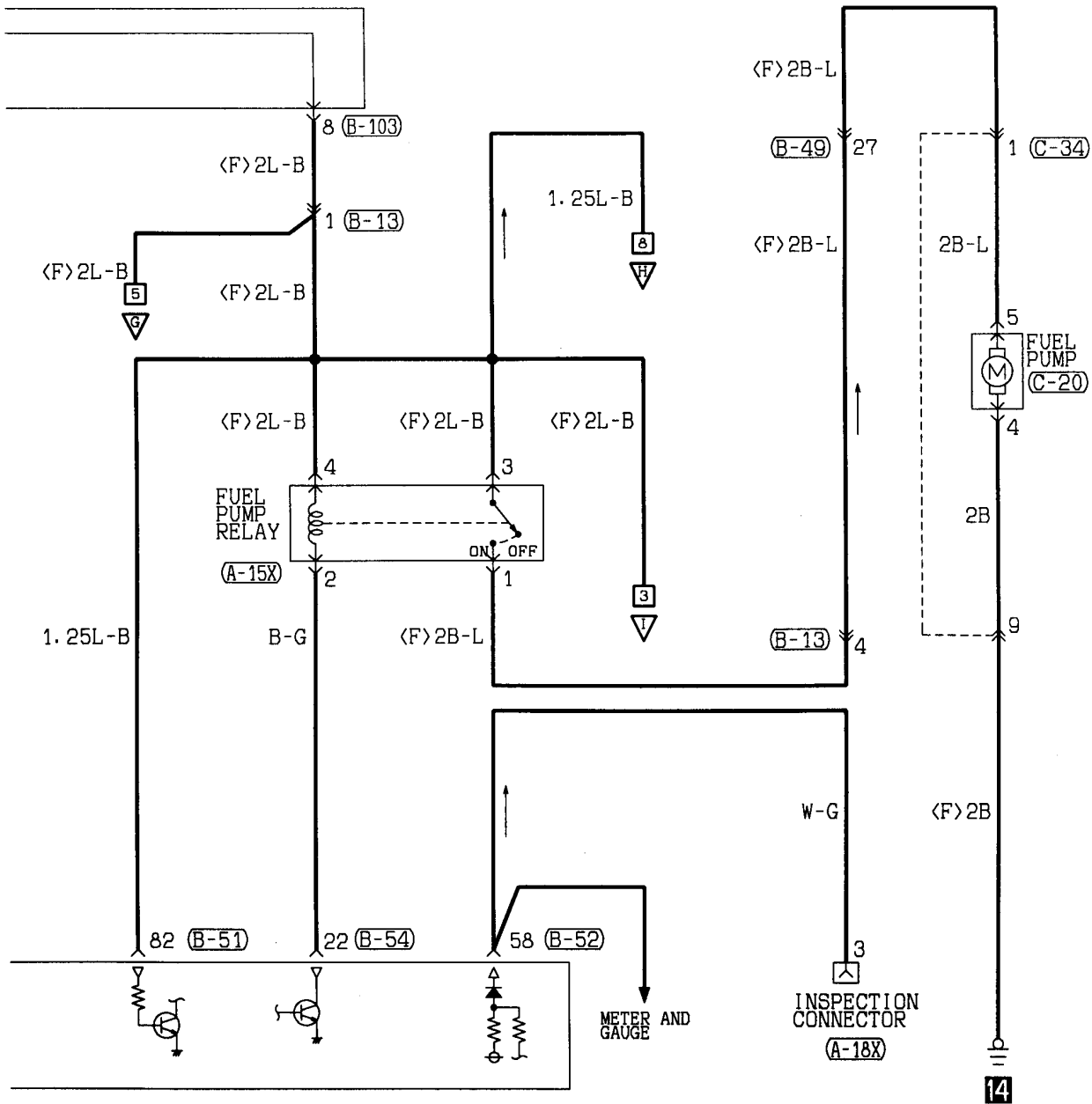
(C-18)



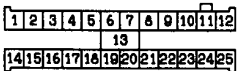
(C-34)



2



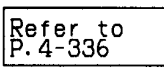
(B-02)



(B-13)



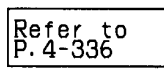
(B-14)



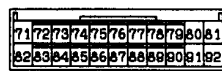
(B-44)



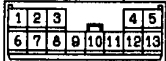
(B-49)



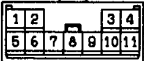
(B-51)



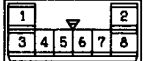
(B-91)



(B-93)



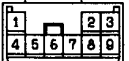
(B-103)



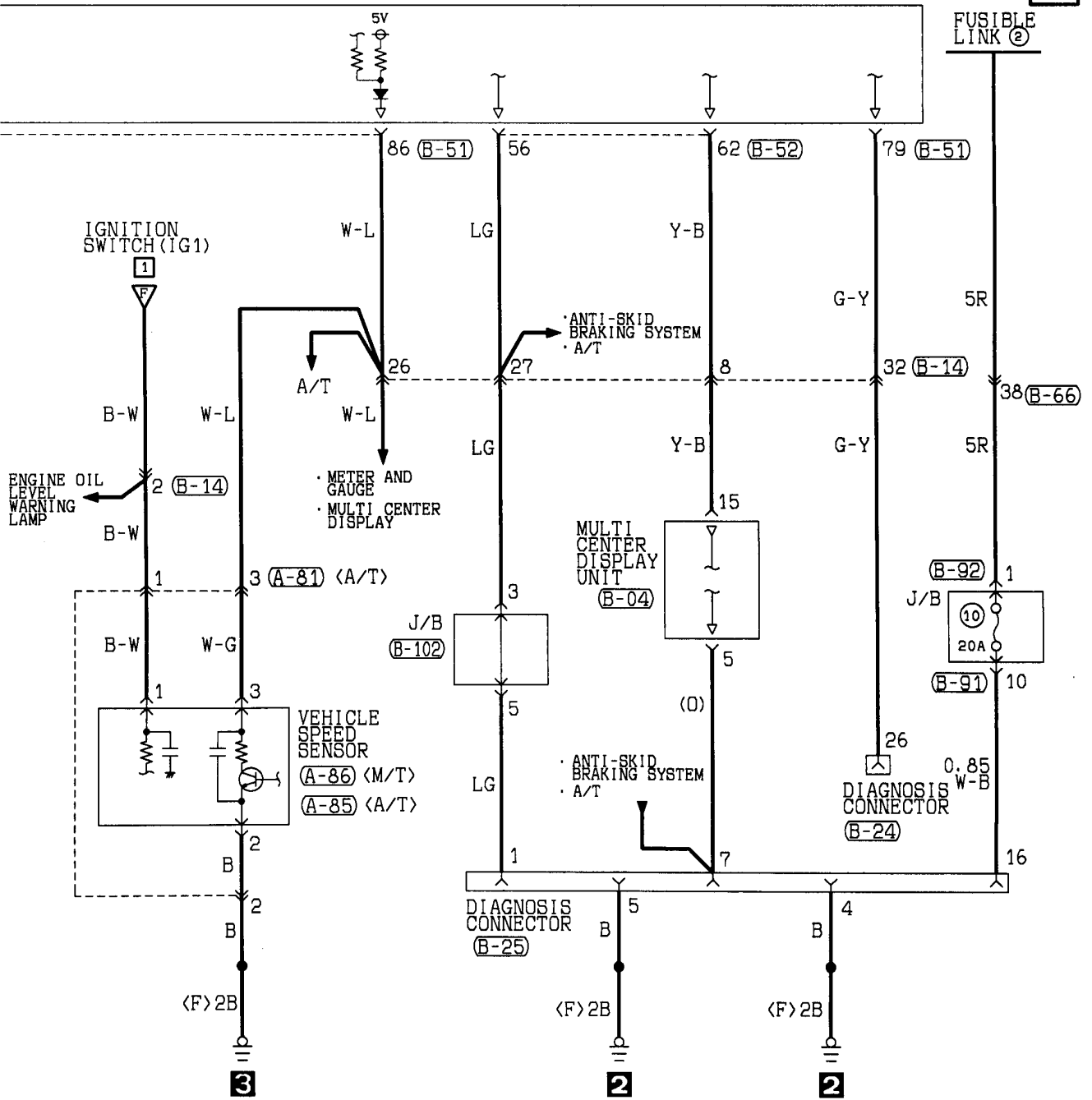
(C-20)



(C-34)



12



(B-14)

Refer to P. 4-366

(B-24) FRONT SIDE

21	22	23	24	25
26	27	28	29	30
31	32			

(B-25) FRONT SIDE

1	2	3	4	5	6	7	8
9	10	11	12	13	14	15	16

(B-51)

71	72	73	74	75	76	77	78	79	80	81
82	83	84	85	86	87	88	89	90	91	92

(B-52)

51	52	53	54	55	56
57	58	59	60	61	62

(B-53)

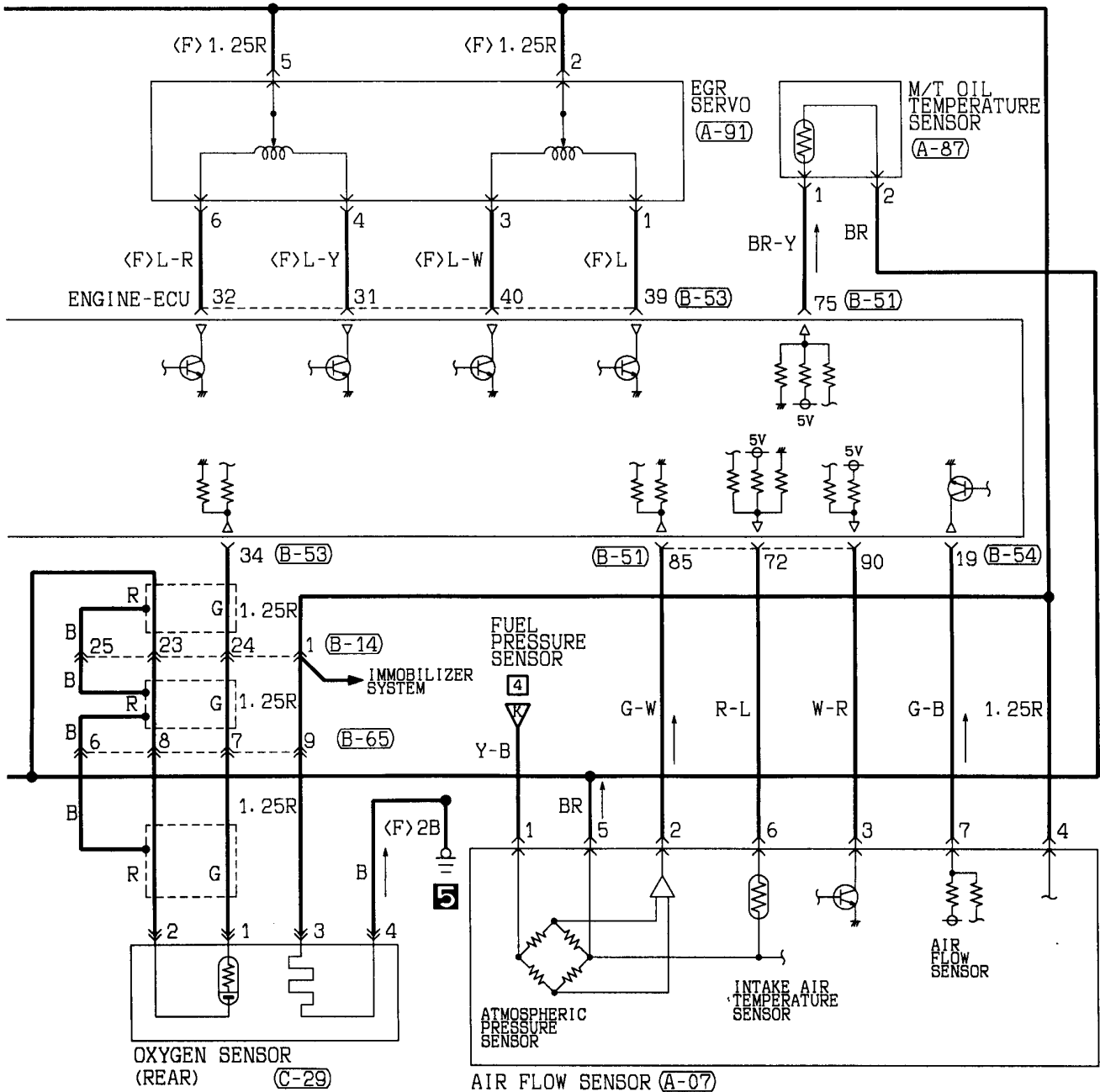
31	32	33	34	35	36	37	38
39	40	41	42	43	44	45	46

(B-66)

Refer to P. 4-366

Wire colour code
 B : Black LG : Light green G : Green L : Blue W : White Y : Yellow SB : Sky blue
 BR : Brown O : Orange GR : Gray R : Red P : Pink V : Violet

10



(B-52)

51	52	53	54	55	56
57	58	59	60	61	62

(B-53)

31	32	33	34	35	36	37	38
39	40	41	42	43	44	45	46

(B-54)

1	2	3	4	5	6	7	8	9	10	11	12	13
14	15	16	17	18	19	20	21	22	23	24	25	26

(B-65)

1	2	X	3	4	5	6	7	X	8	9	
10	11	12	13	14	15	16	17	18	19	20	21
22	23	24	25	26	27	28	29	30	31	32	33
34	35	36	37	38	39	40	41	42	43		

(C-29)

1	2	3	4
---	---	---	---

Wire colour code

B:Black LG:Light green

G:Green

L:Blue

W:White

Y:Yellow

SB:Sky blue

BR:Brown

O:Orange

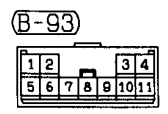
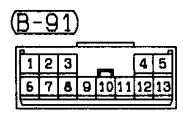
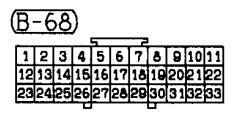
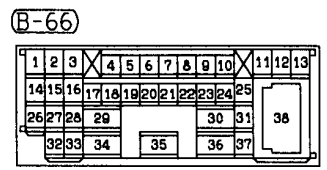
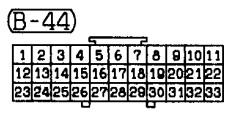
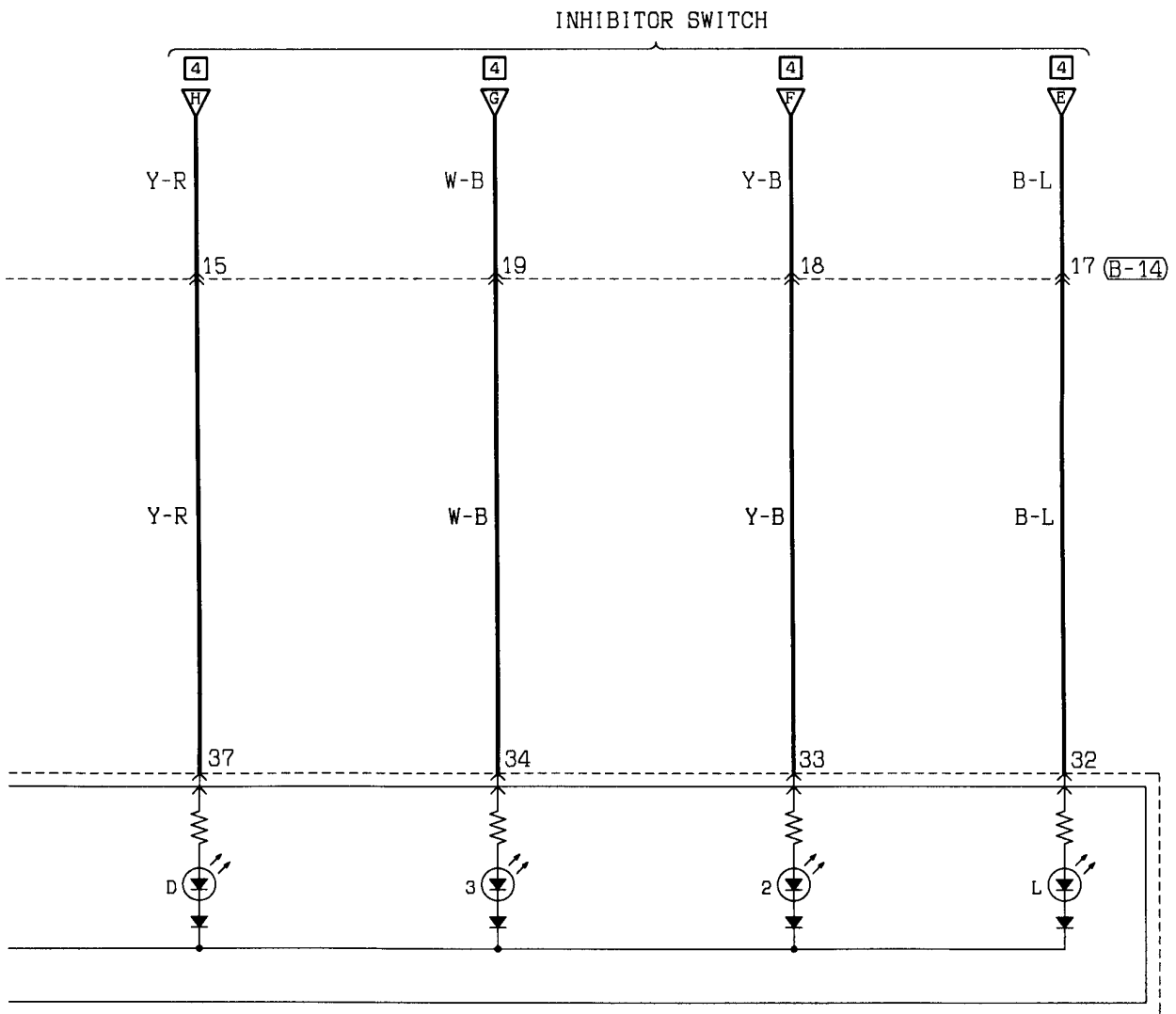
GR:Gray

R:Red

P:Pink

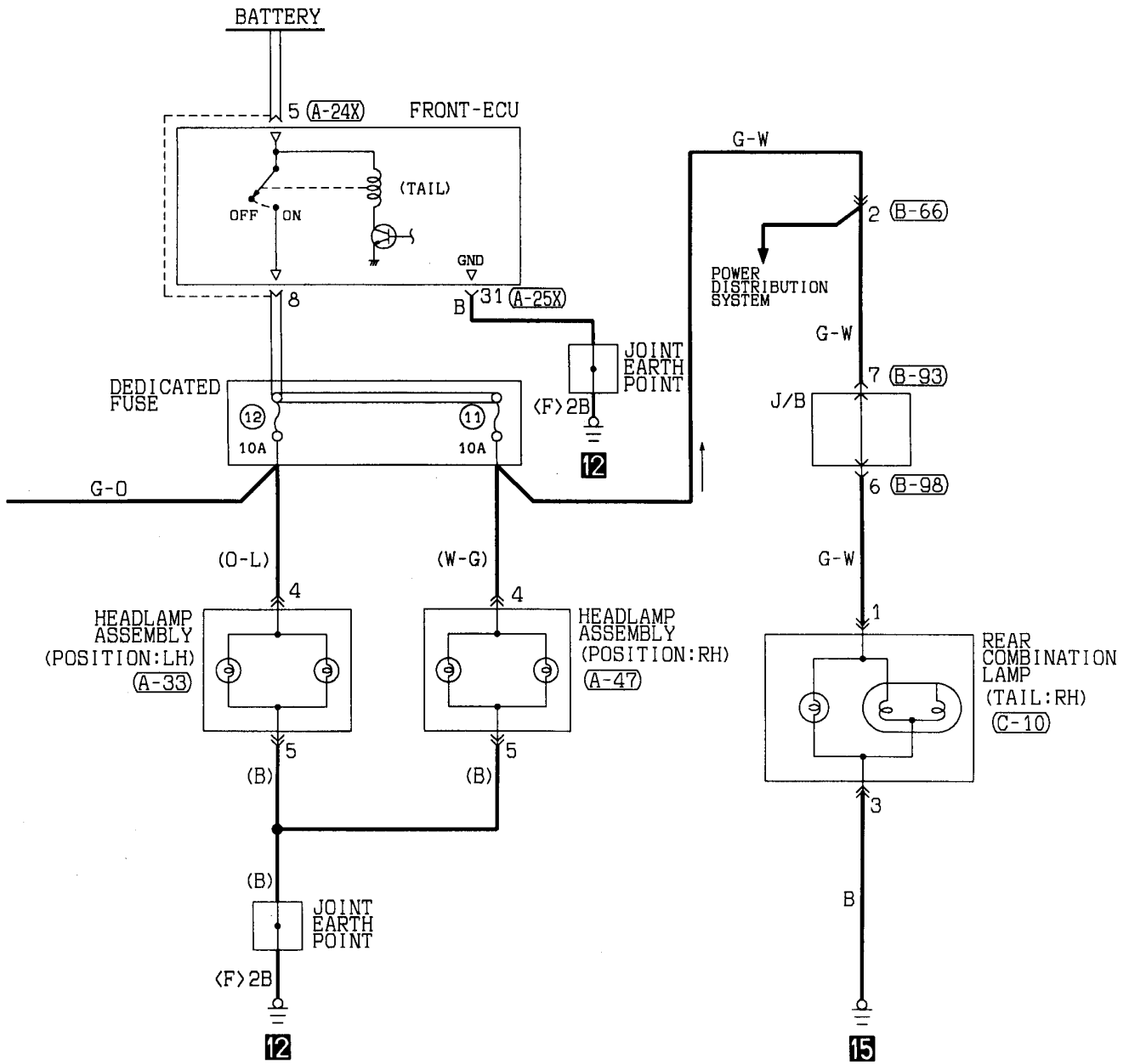
V:Violet

6



NOTES

2



(B-66)

1	2	3	4	5	6	7	8	9	10	11	12	13
14	15	16	17	18	19	20	21	22	23	24	25	
26	27	28	29						30	31		38
32	33	34		35					36	37		

(B-93)

1	2	3	4
5	6	7	8
9	10	11	12

(B-98)

1	2	3	4	5	6	7
8	9	10	11	12	13	14
15						

(C-10)

1	2	3	4
---	---	---	---

(C-15)

1	2	3	4
---	---	---	---

(E-09)

1	2
---	---

(E-11)

1	2
---	---

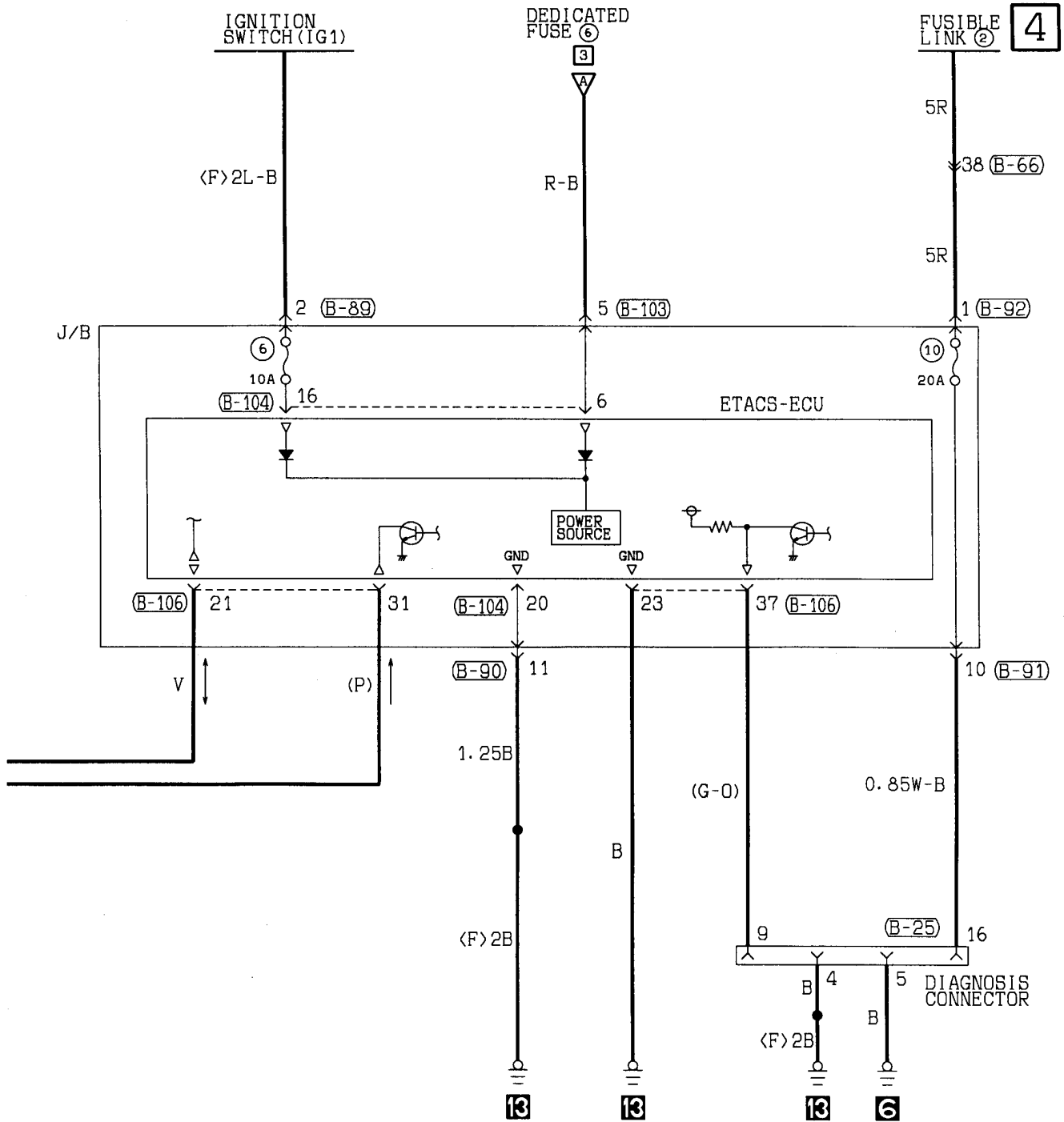
(E-14)

1	2	3	4	5	6	7
---	---	---	---	---	---	---

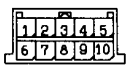
Wire colour code
 B : Black LG : Light green
 BR : Brown O : Orange
 W : White SB : Sky blue
 V : Violet

G : Green
 GR : Gray
 P : Pink

L : Blue
 R : Red
 Y : Yellow



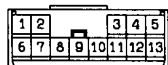
(B-87)



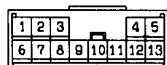
(B-89)



(B-90)



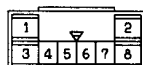
(B-91)



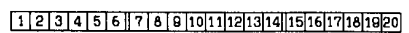
(B-92)



(B-103)



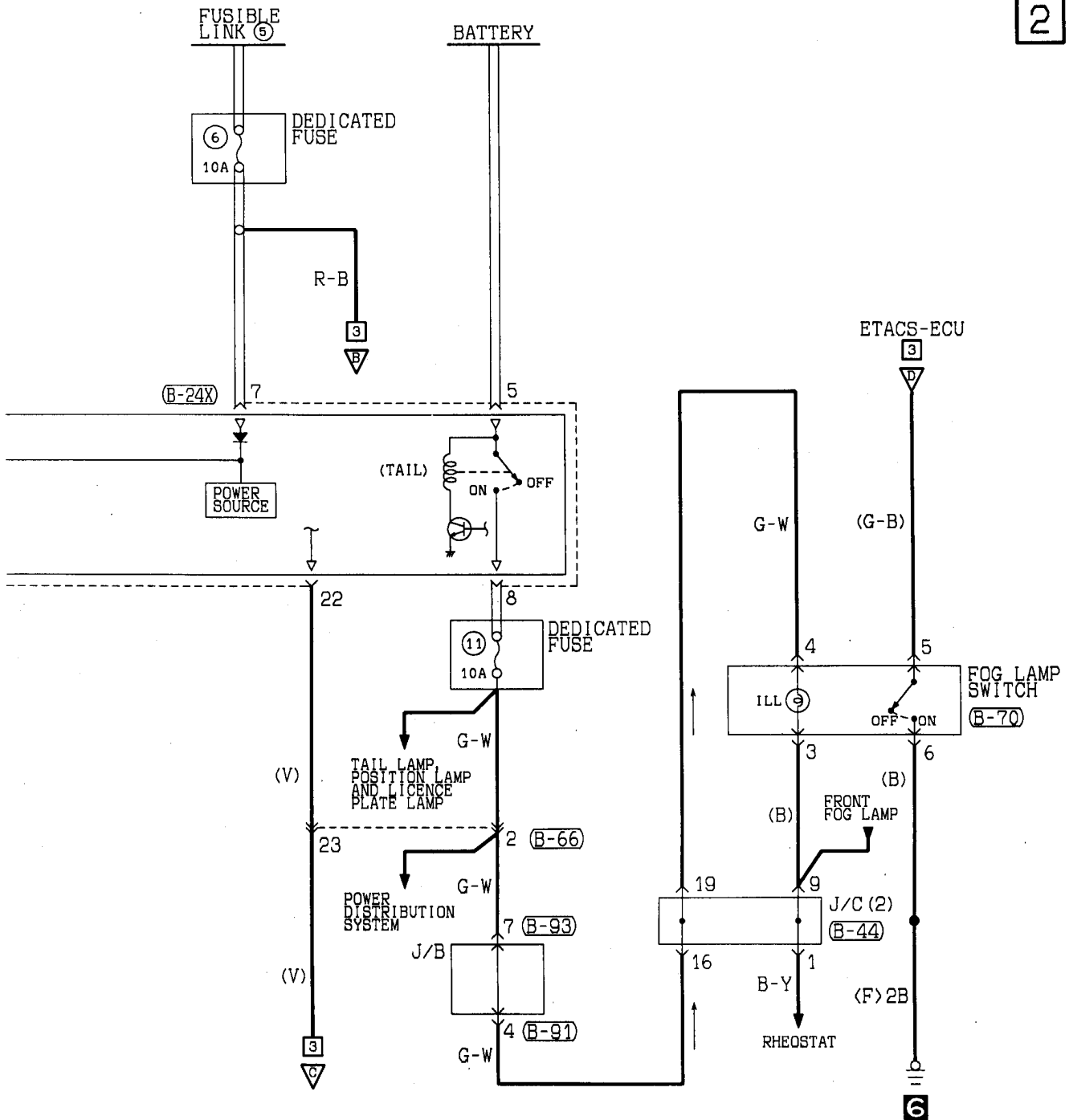
(B-104)



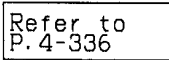
Wire colour code

B : Black LG : Light green G : Green L : Blue W : White Y : Yellow SB : Sky blue
 BR : Brown O : Orange GR : Gray R : Red P : Pink V : Violet

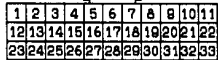
2



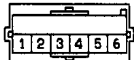
(B-66)



(B-68)



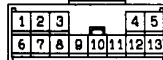
(B-70)



(B-89)



(B-91)



(B-92)



(B-93)



(B-95)



(C-10)



Wire colour code

B : Black LG : Light green G : Green L : Blue W : White Y : Yellow SB : Sky blue
 BR : Brown O : Orange GR : Gray R : Red P : Pink V : Violet

CLICK HERE TO **DOWNLOAD** THE COMPLETE MANUAL

- Thank you very much for reading the preview of the manual.
- You can download the complete manual from: www.heydownloads.com by clicking the link below

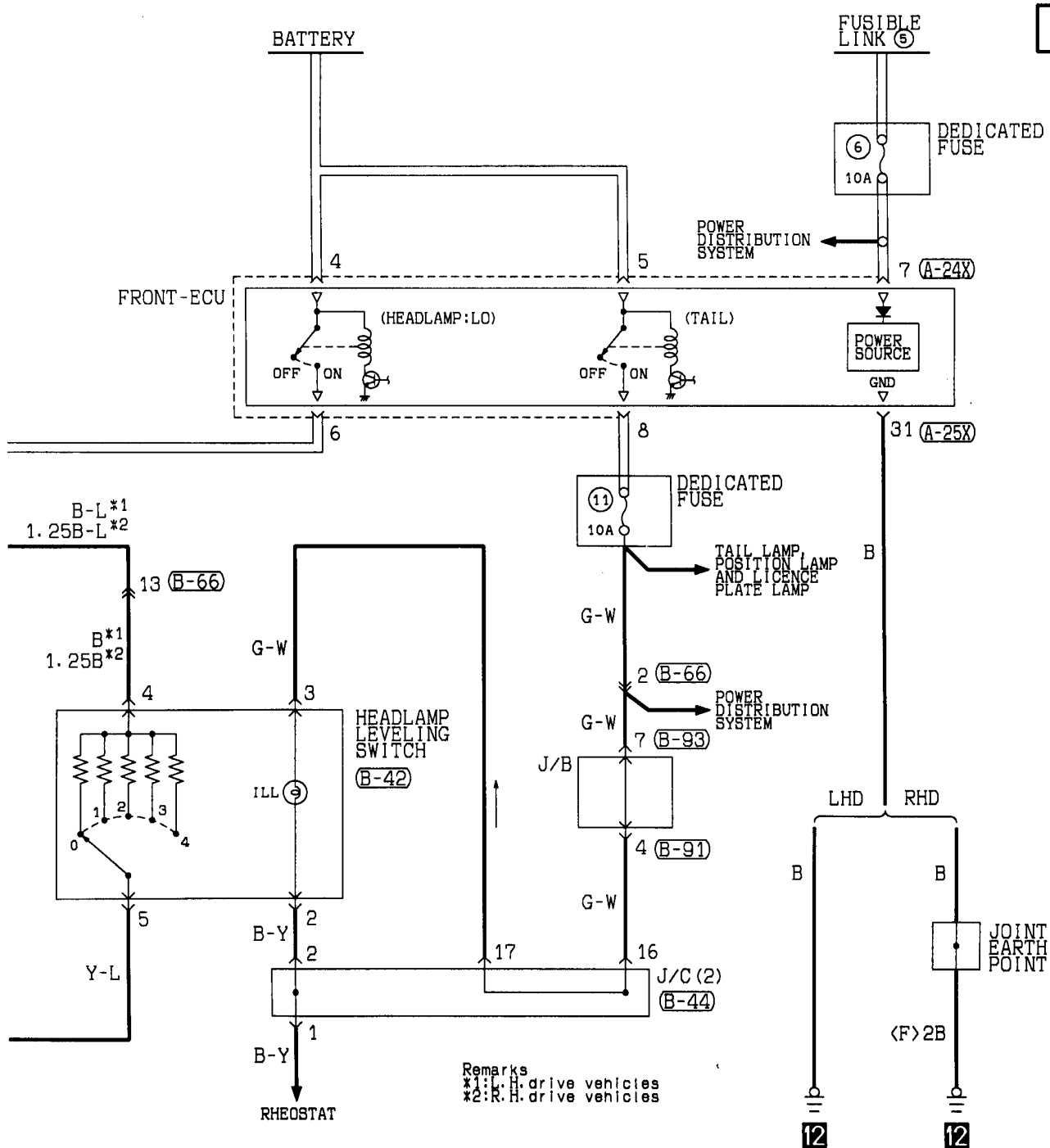


- Please note: If there is no response to CLICKING the link, please download this PDF first and then click on it.

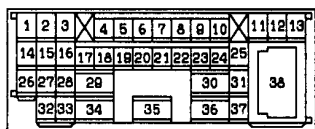
CLICK HERE TO **DOWNLOAD** THE COMPLETE MANUAL

NOTES

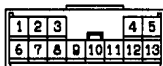
2



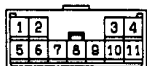
(B-66)



(B-91)



(B-93)

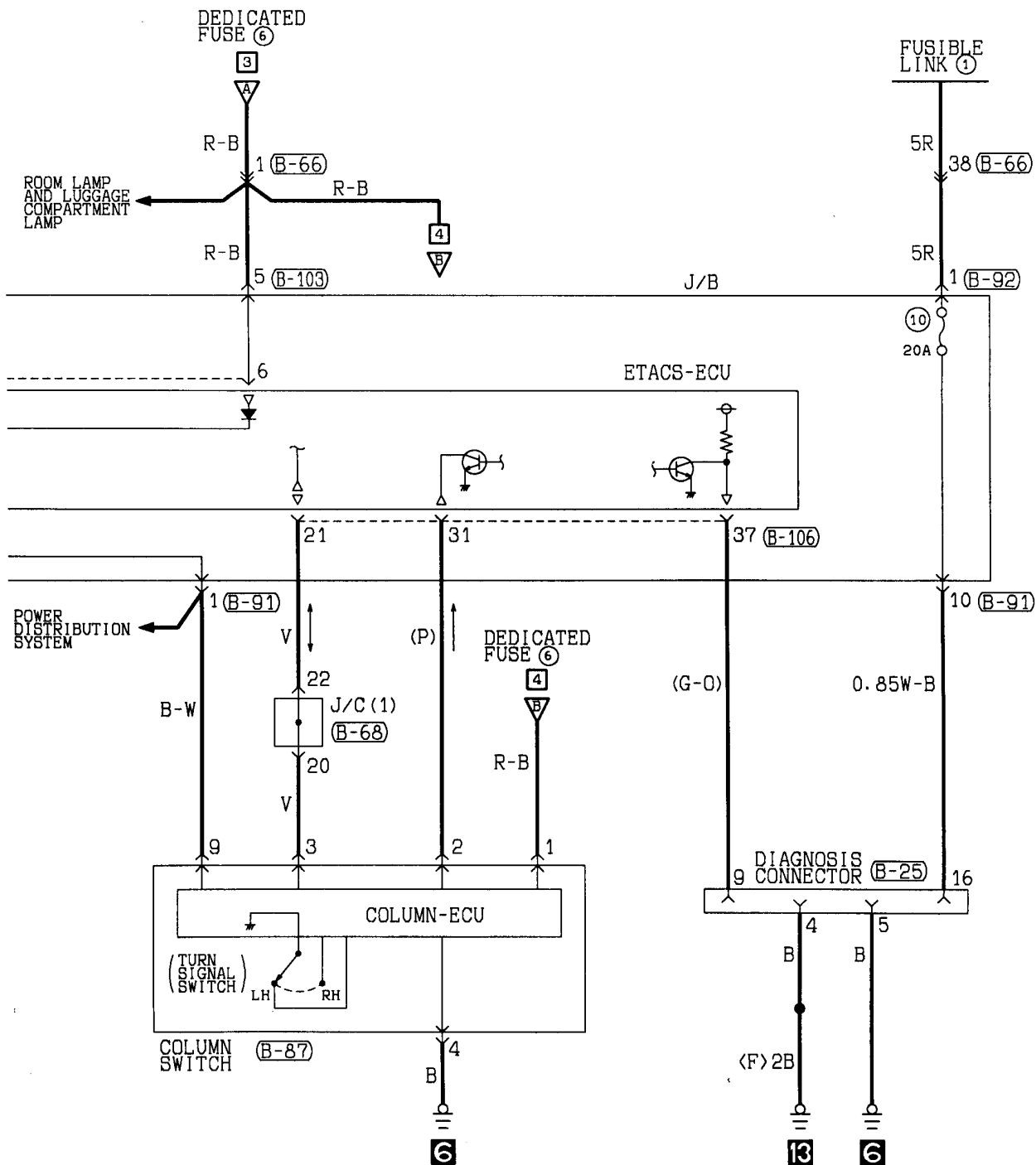


Remarks
 *1:L.H. drive vehicles
 *2:R.H. drive vehicles

Wire colour code
 B : Black LG : Light green
 BR : Brown O : Orange
 W : White SB : Sky blue
 V : Violet

G : Green L : Blue
 GR : Gray R : Red
 P : Pink Y : Yellow

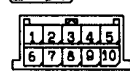
4



(B-68)



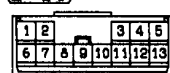
(B-87)



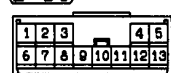
(B-89)



(B-90)



(B-91)



(B-92)

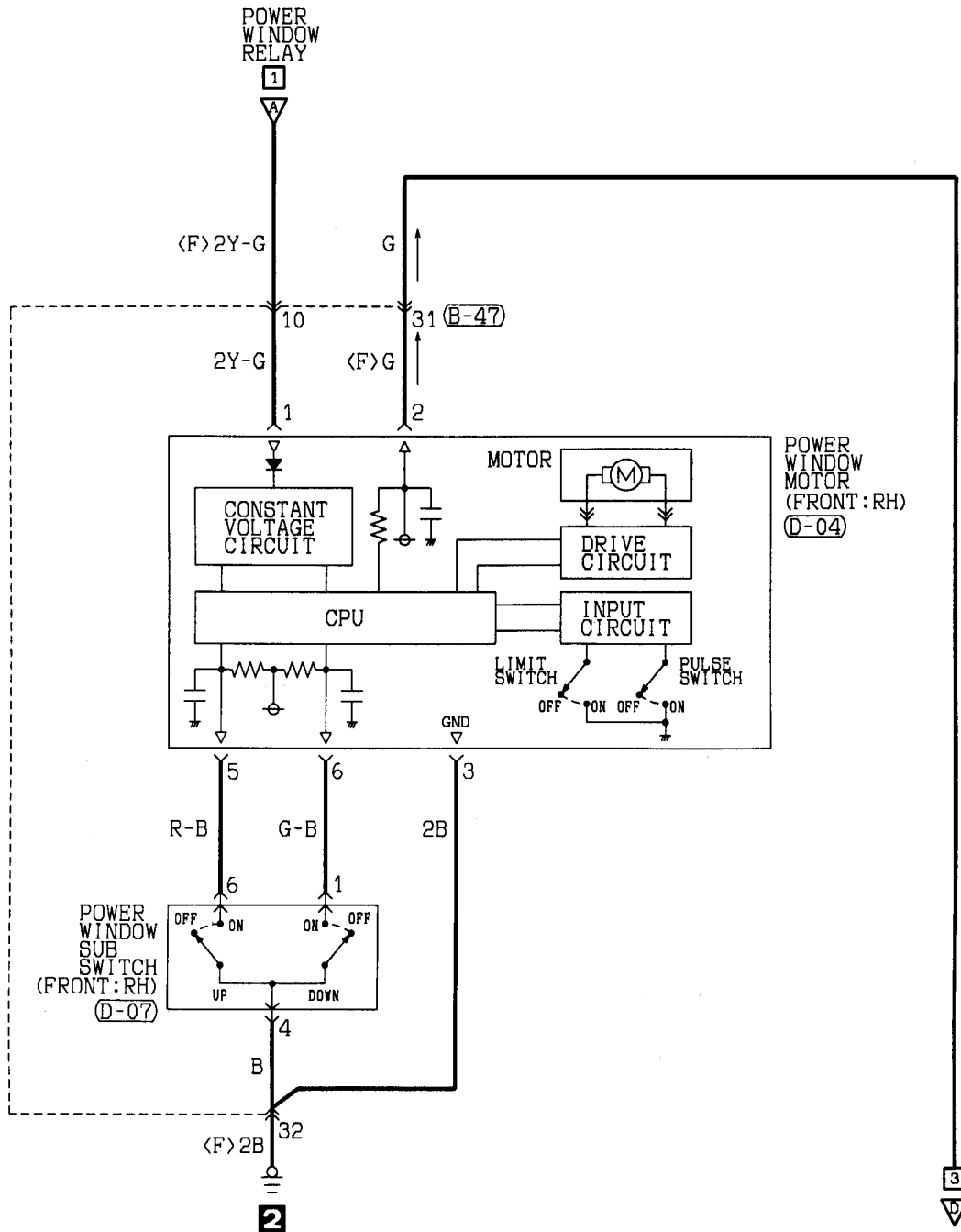


(B-103)

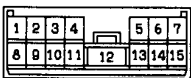


Wire colour code
 B : Black LG : Light green G : Green L : Blue W : White Y : Yellow SB : Sky blue
 BR : Brown O : Orange GR : Gray R : Red P : Pink V : Violet

2



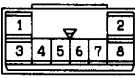
(B-98)



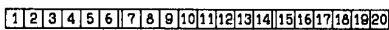
(B-101)



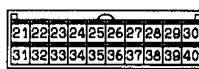
(B-103)



(B-104)



(B-106)



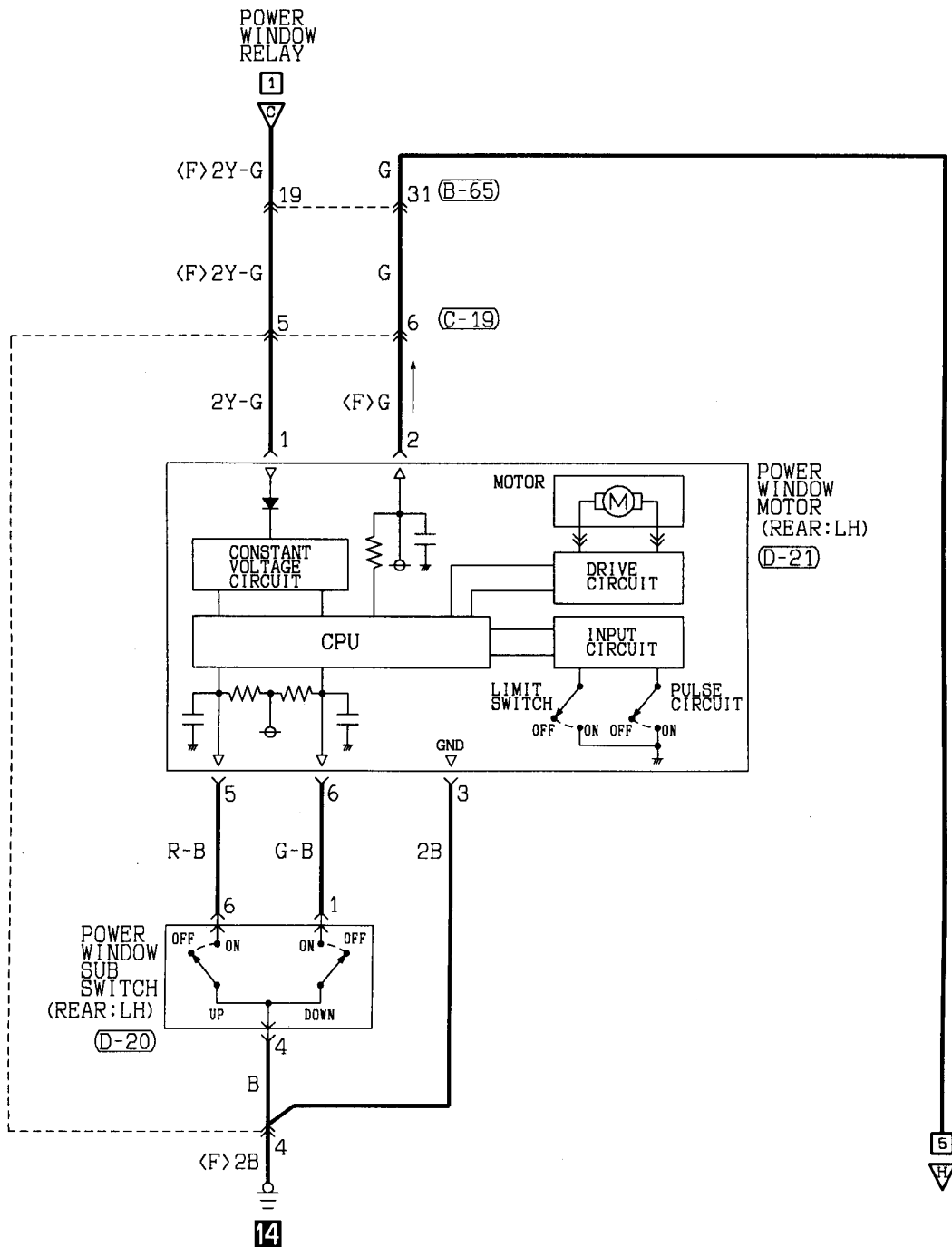
(C-22)



Wire colour code

B : Black LG: Light green G : Green L : Blue W : White Y : Yellow SB: Sky blue
 BR: Brown O : Orange GR: Gray R : Red P : Pink V : Violet

4

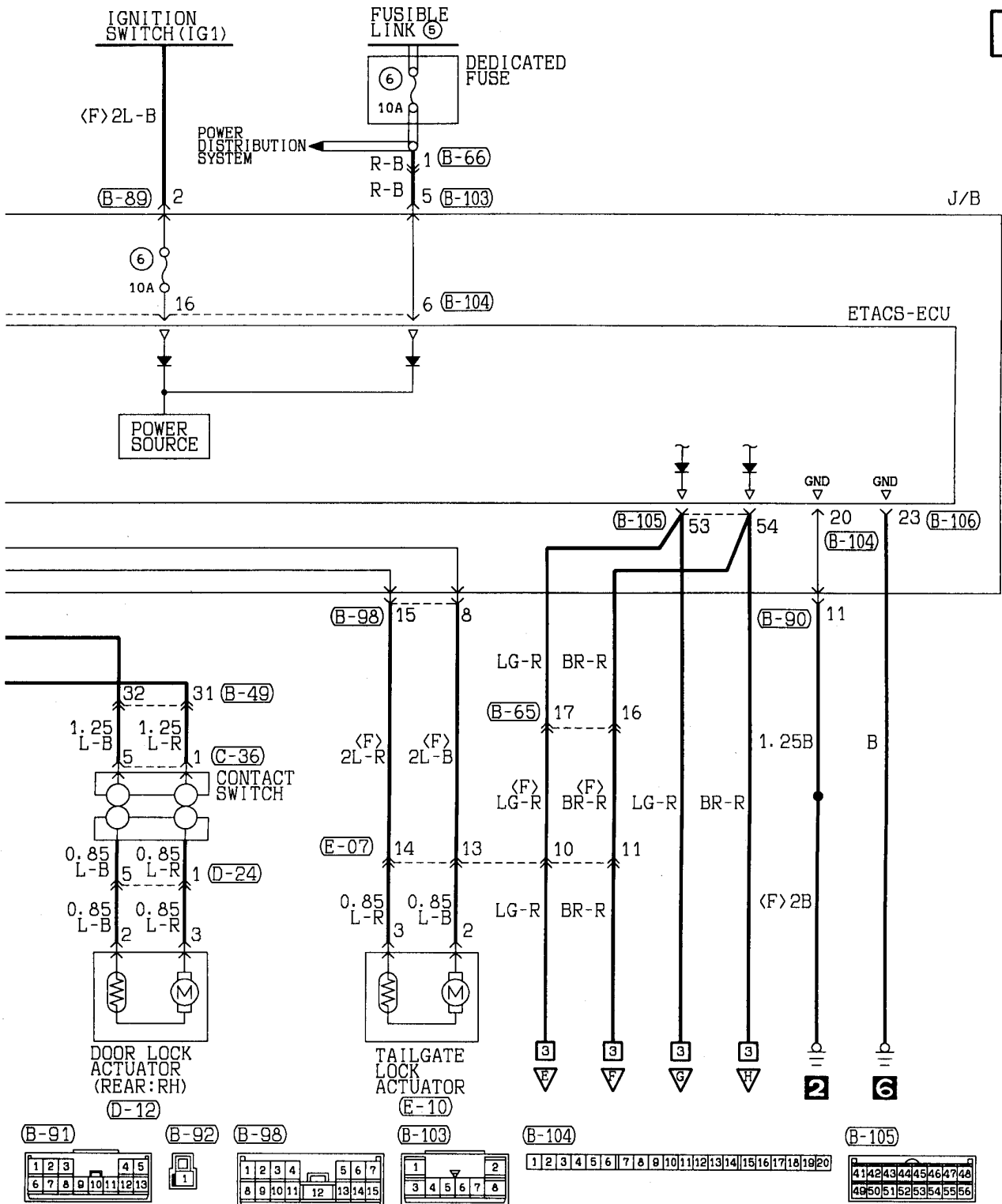


(D-21)



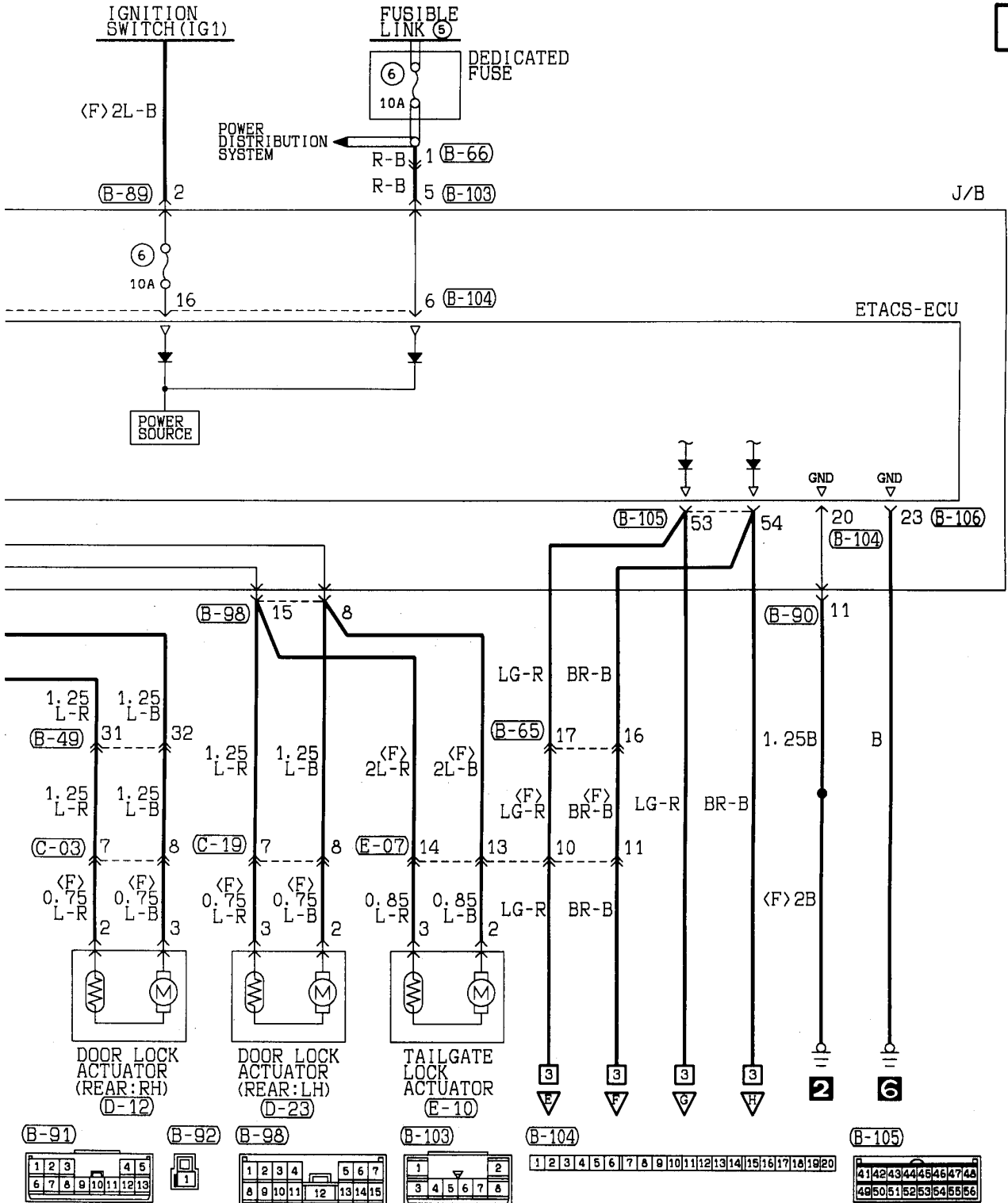
Wire colour code
 B :Black LG:Light green G :Green L :Blue W :White Y :Yellow SB:Sky blue
 BR:Brown O :Orange GR:Gray R :Red P :Pink V :Violet

2



Wire colour code
 B:Black LG:Light green G:Green L:Blue W:White Y:Yellow SB:Sky blue
 BR:Brown O:Orange GR:Gray R:Red P:Pink V:Violet

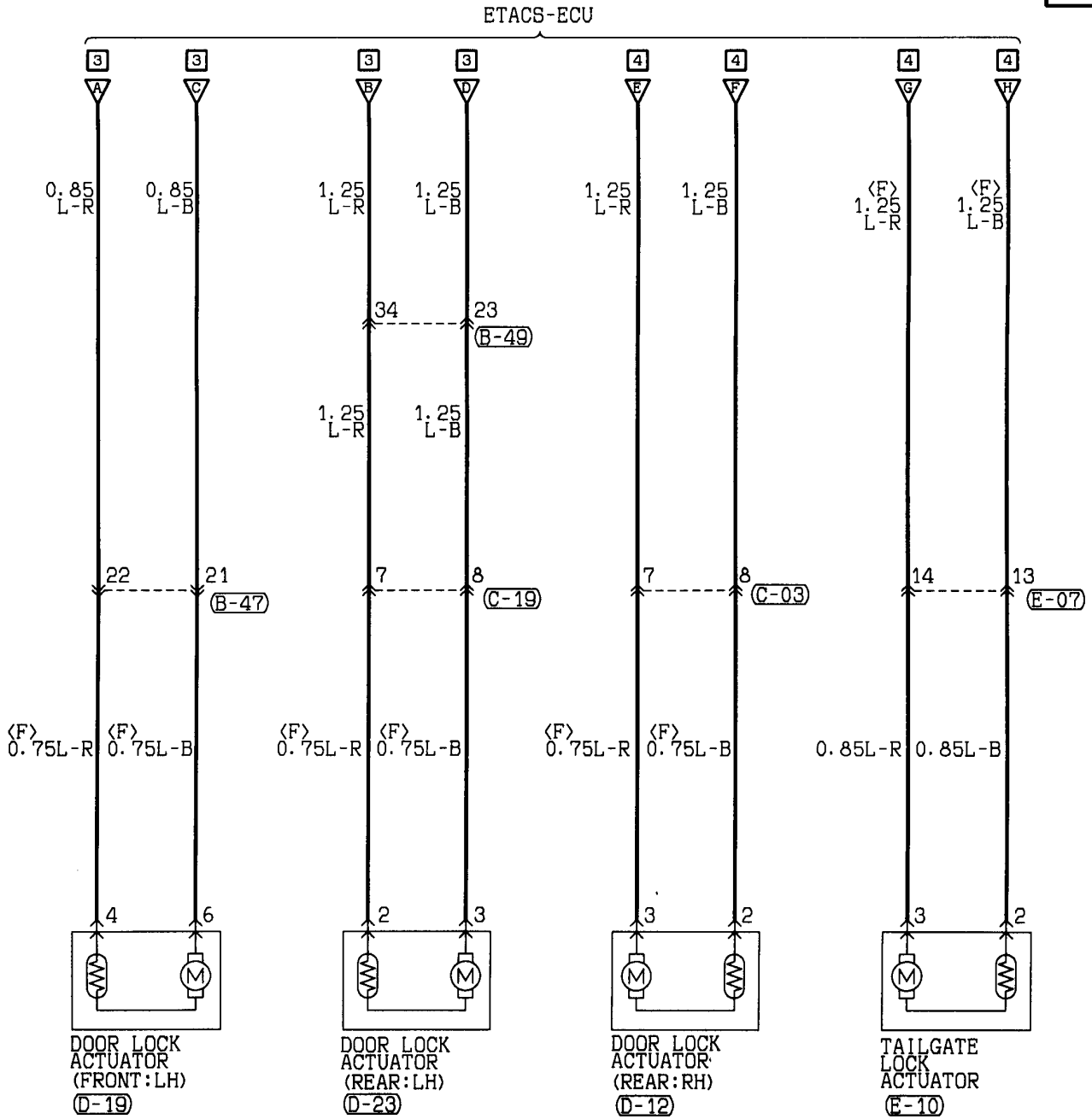
2



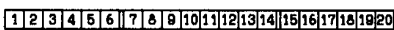
Wire colour code
 B :Black LG:Light green G :Green L :Blue W :White Y :Yellow SB:Sky blue
 BR:Brown O :Orange GR:Gray R :Red P :Pink V :Violet

NOTES

6



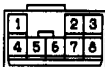
B-104



C-02



C-03



C-08



C-17



C-19



C-22



D-12



D-19

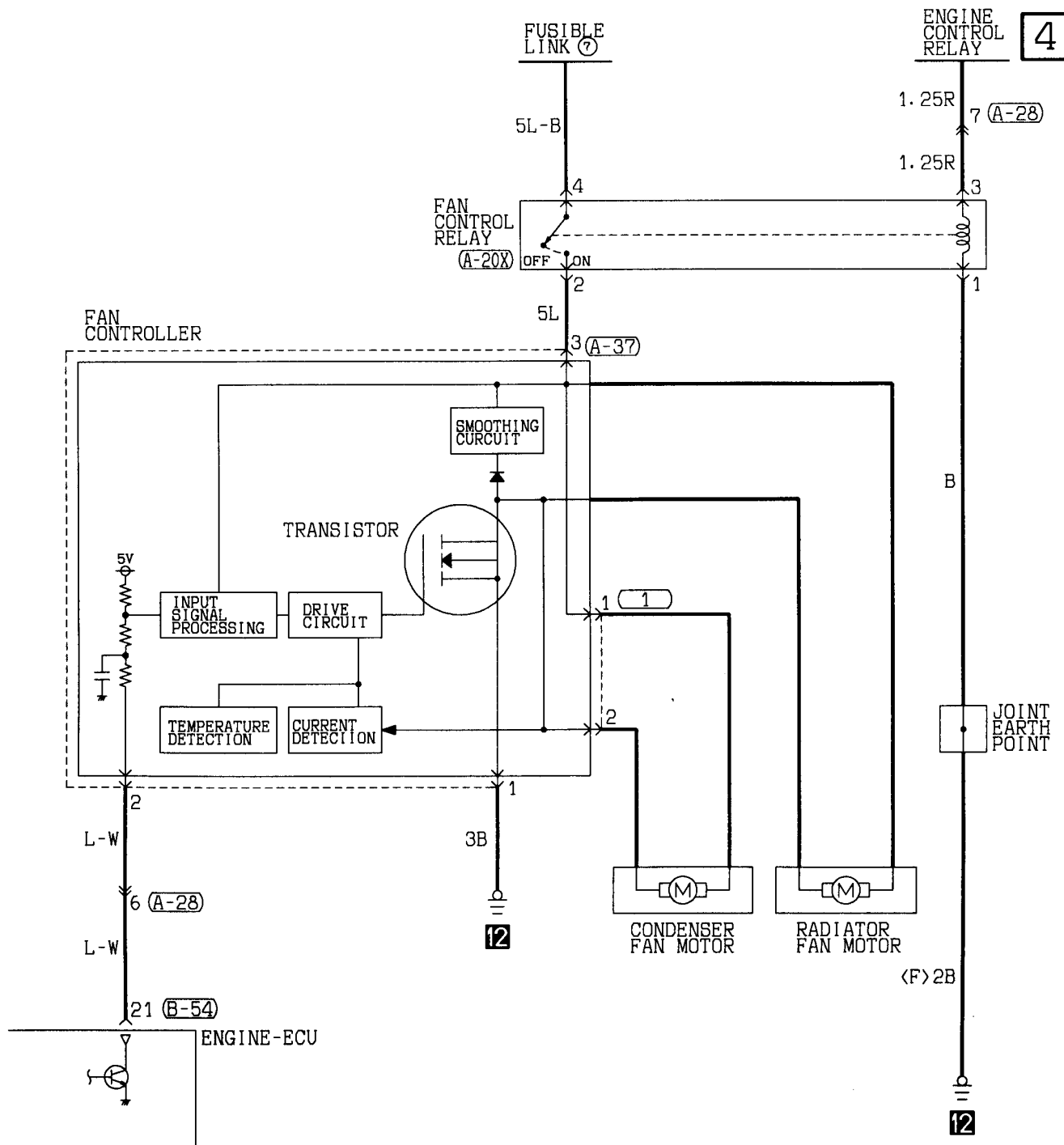


D-23



Wire colour code

B : Black LG: Light green G : Green L : Blue W : White Y : Yellow SB: Sky blue
 BR: Brown O : Orange GR: Gray R : Red P : Pink V : Violet



(B-51)

71	72	73	74	75	76	77	78	79	80	81
82	83	84	85	86	87	88	89	90	91	92

(B-53)

31	32	33	34	35	36	37	38
39	40	41	42	43	44	45	46

(B-54)

1	2	3	4	5	6	7	8	9	10	11	12	13
14	15	16	17	18	19	20	21	22	23	24	25	26

(B-66)

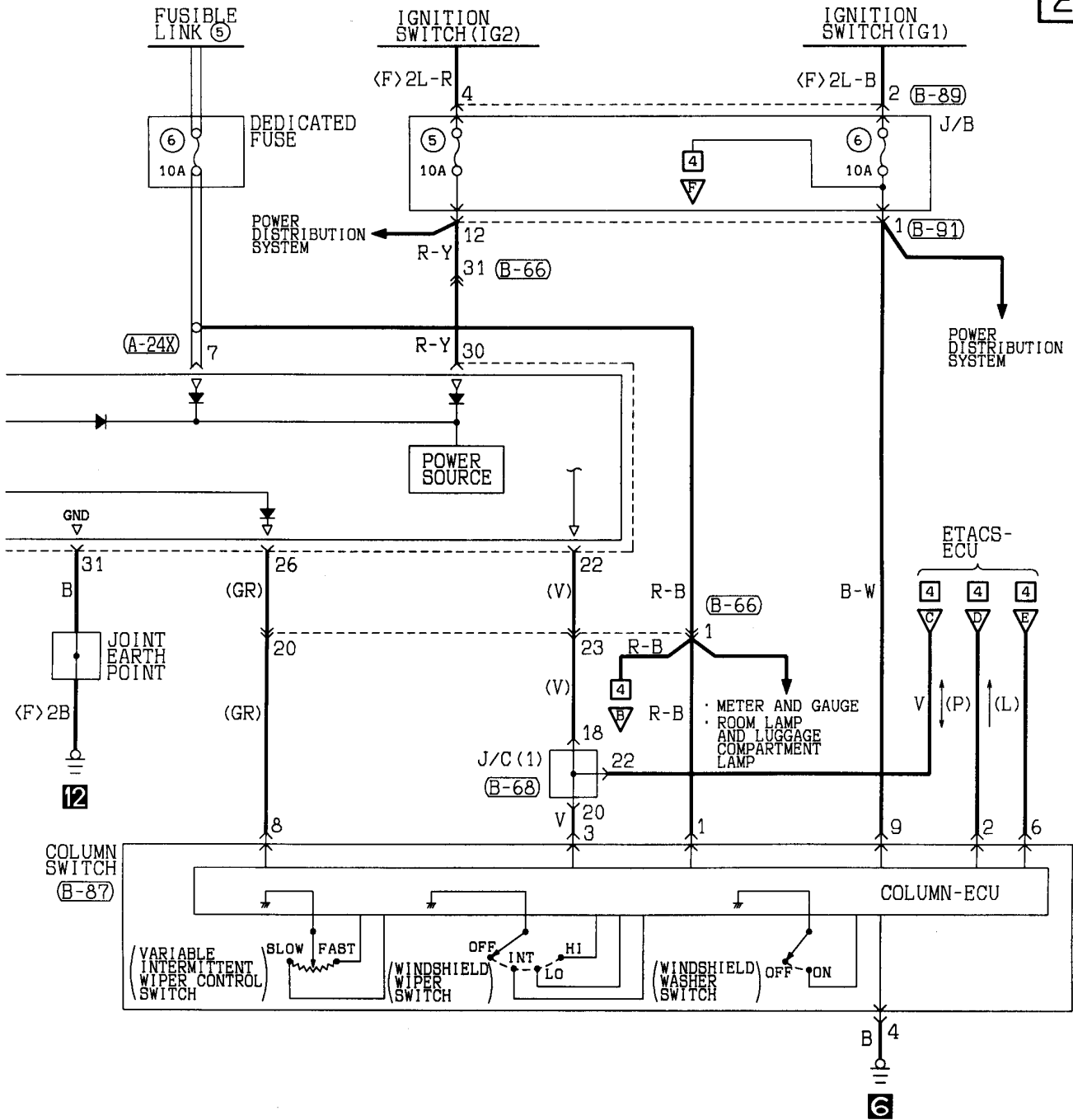
Refer to P. 4-336

(1)

(1/2)

Wire colour code
 B : Black LG : Light green G : Green L : Blue W : White Y : Yellow SB : Sky blue
 BR : Brown O : Orange GR : Gray R : Red P : Pink V : Violet

2



(B-68)

1	2	3	4	5	6	7	8	9	10	11
12	13	14	15	16	17	18	19	20	21	22
23	24	25	26	27	28	29	30	31	32	33

(B-87)

1	2	3	4	5
6	7	8	9	10

(B-89)

1	2
3	4
5	6

(B-91)

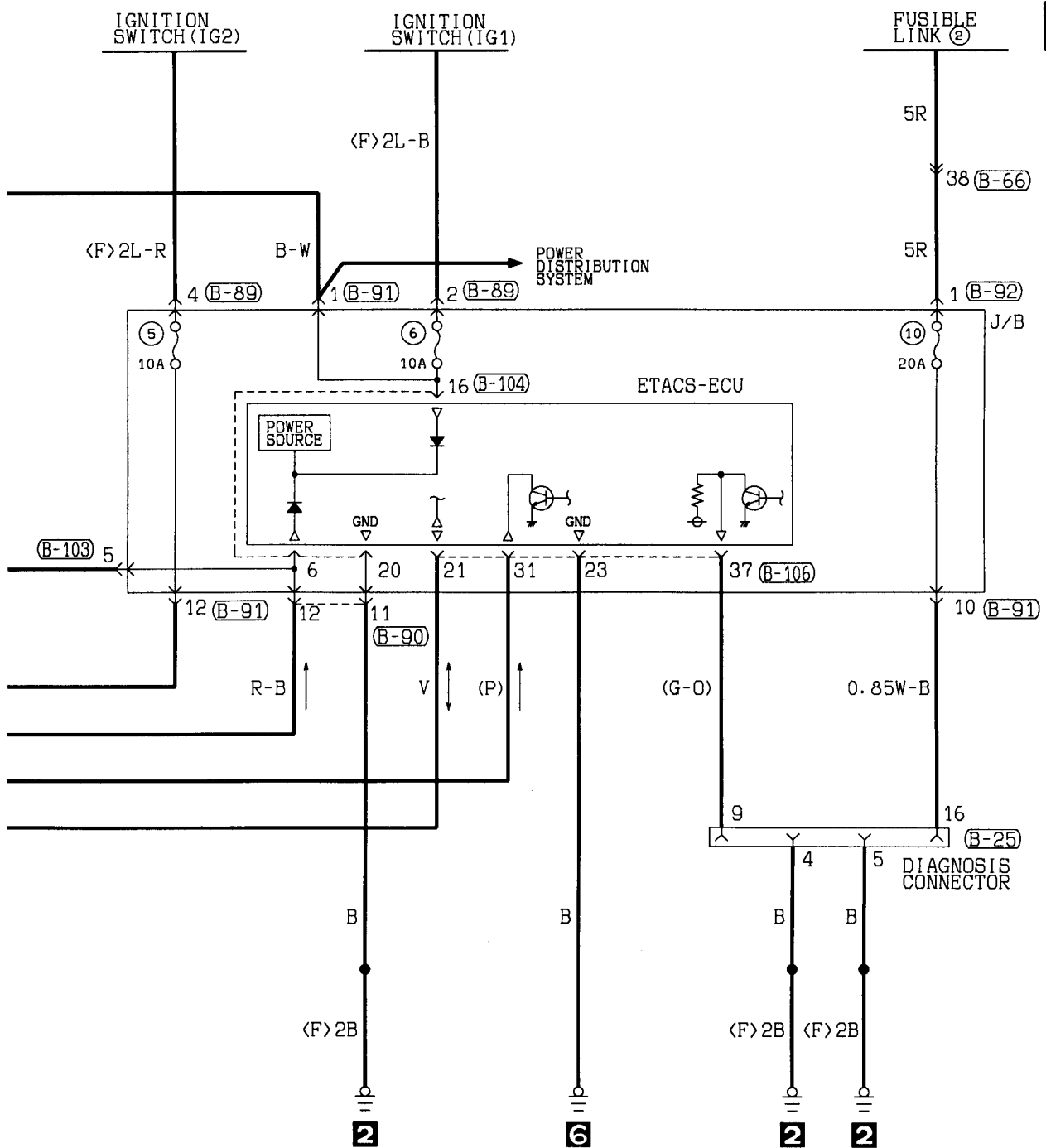
1	2	3	4	5
6	7	8	9	10
11	12	13		

(B-103)

1	2
3	4
5	6
7	8

Wire colour code
 B : Black LG : Light green G : Green L : Blue W : White Y : Yellow SB : Sky blue
 BR : Brown O : Orange GR : Gray R : Red P : Pink V : Violet

NOTES



B-66

1	2	3	4	5	6	7	8	9	10	11	12	13
14	15	16	17	18	19	20	21	22	23	24	25	
26	27	28	29					30	31			
32	33	34	35					36	37			

B-68

1	2	3	4	5	6	7	8	9	10	11
12	13	14	15	16	17	18	19	20	21	22
23	24	25	26	27	28	29	30	31	32	33

B-87

1	2	3	4	5
6	7	8	9	10

B-89

1	2
3	4
5	6

B-90

1	2	3	4	5
6	7	8	9	10
11	12	13		

B-91

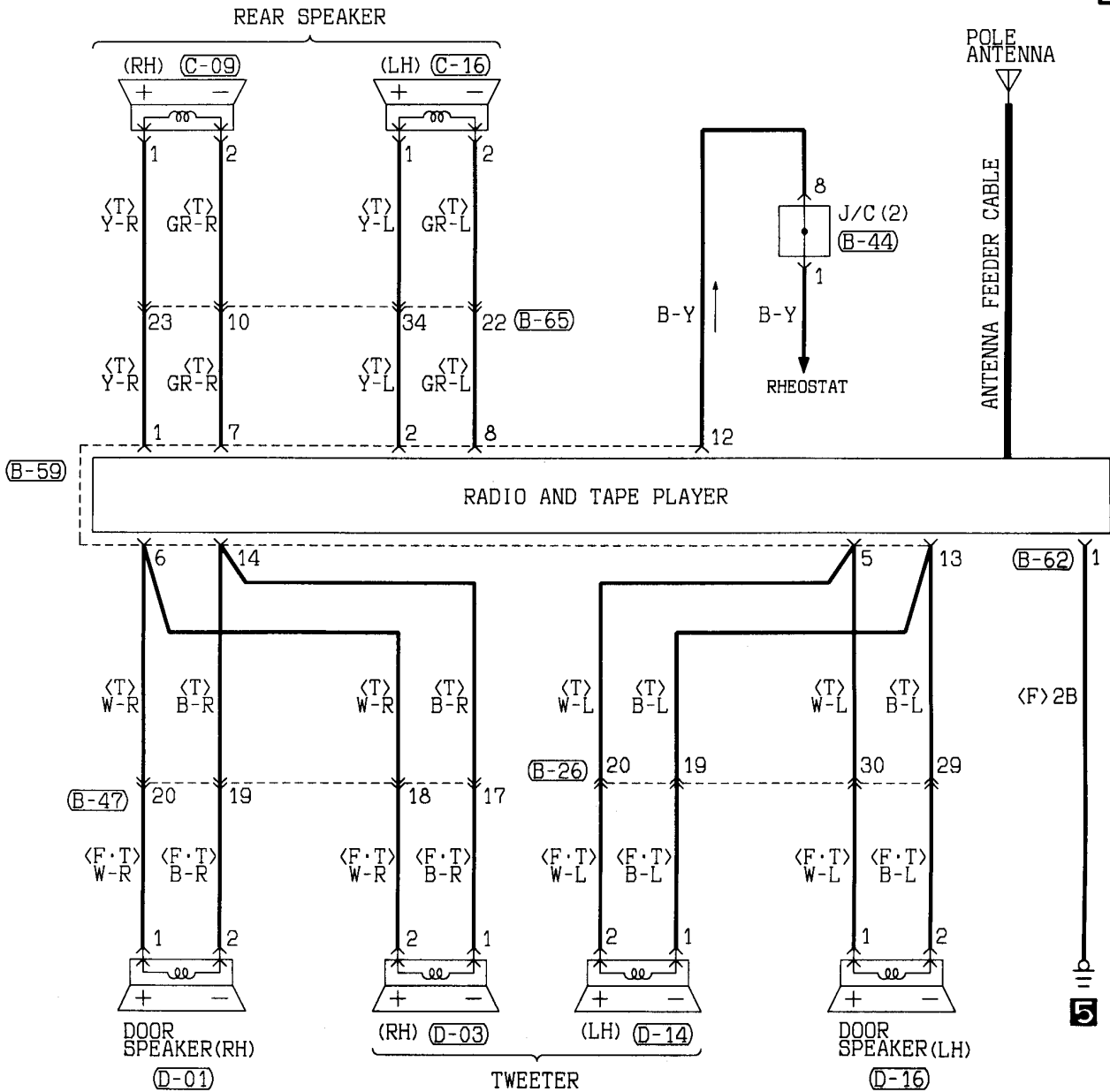
1	2	3	4	5
6	7	8	9	10
11	12	13		

B-92

1

Wire colour code
 B : Black LG : Light green G : Green L : Blue
 BR : Brown O : Orange GR : Gray R : Red
 W : White SB : Sky blue P : Pink Y : Yellow
 V : Violet

2



(B-68)

1	2	3	4	5	6	7	8	9	10	11
12	13	14	15	16	17	18	19	20	21	22
23	24	25	26	27	28	29	30	31	32	33

(B-89)

1	2
3	4
5	6

(B-90)

1	2	3	4	5
6	7	8	9	10
11	12	13		

(B-91)

1	2	3	4	5
6	7	8	9	10
11	12	13		

(B-103)

1	2
3	4
5	6
7	8

(C-09)

1
2

(C-16)

1
2

(D-01)

1
2

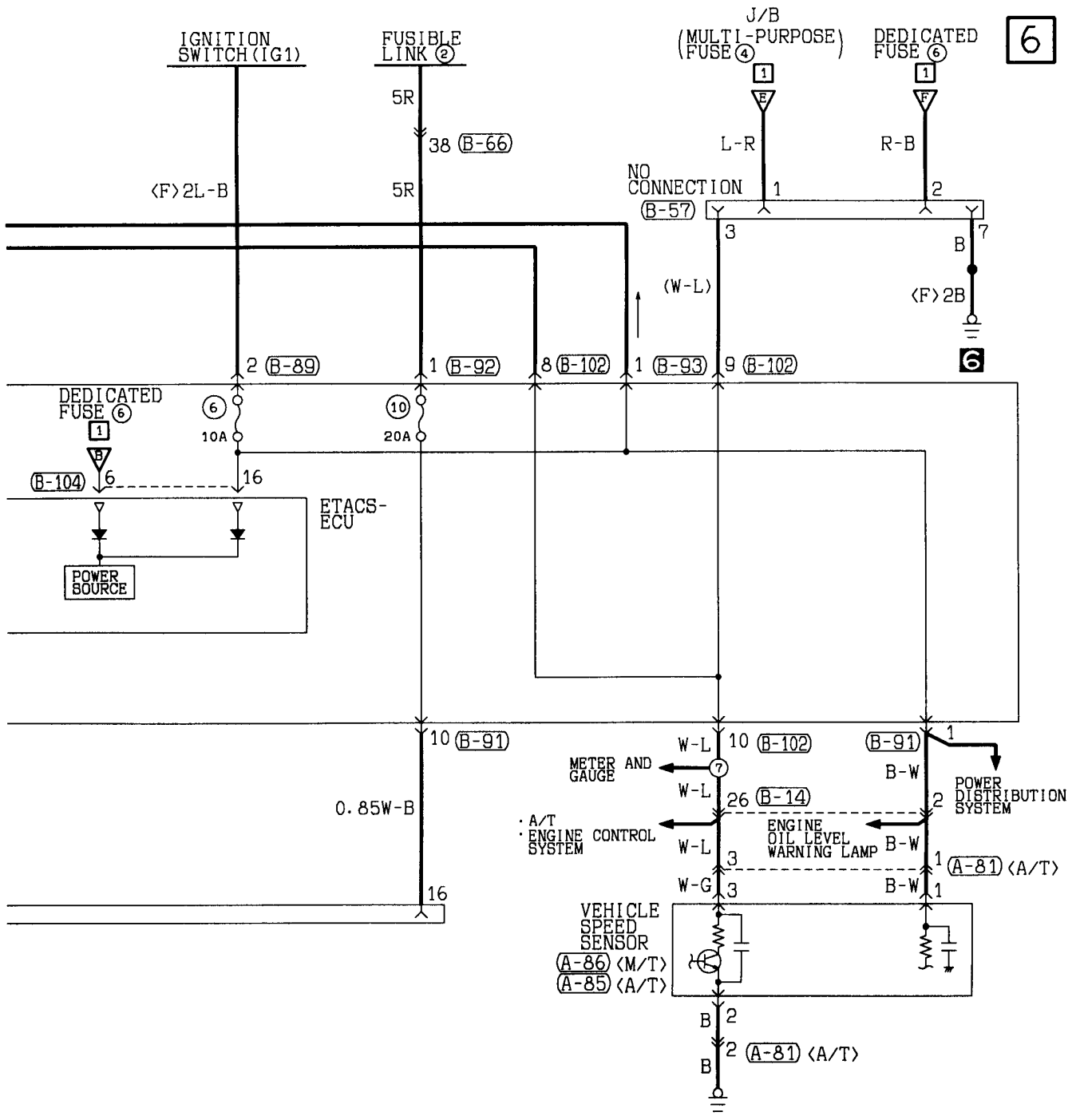
(D-03)

1	2
---	---

(D-14)

1	2
---	---

Wire colour code
 B : Black LG: Light green G : Green L : Blue W : White Y : Yellow SB: Sky blue
 BR: Brown O : Orange GR: Gray R : Red P : Pink V : Violet



(B-57)

1	2	3	4	5	6
7	8	9	10	11	12

(B-59)

1	2	3	4	5	6
7	8	9	10	11	12
13	14				

(B-66)

1	2	3	4	5	6	7	8	9	10	11	12	13
14	15	16	17	18	19	20	21	22	23	24	25	
26	27	28	29			30	31					32
33	34			35		36	37					38

(B-68)

1	2	3	4	5	6	7	8	9	10	11
12	13	14	15	16	17	18	19	20	21	22
23	24	25	26	27	28	29	30	31	32	33

(B-89)

1	2
3	4
5	6

(B-90)

1	2	3	4	5
6	7	8	9	10
11	12	13		

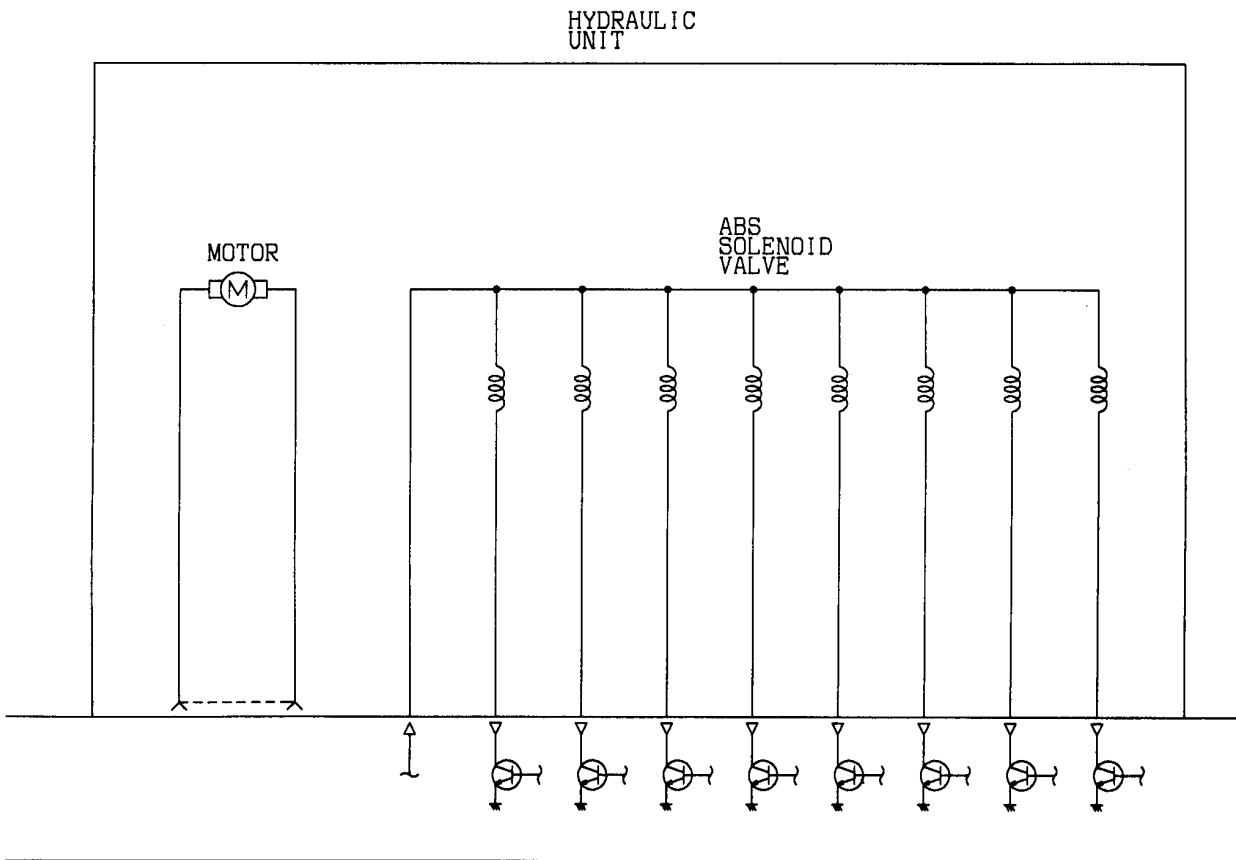
(B-104)

1	2	3	4	5	6	7	8	9	10	11	12	13	14	15	16	17	18	19	20
---	---	---	---	---	---	---	---	---	----	----	----	----	----	----	----	----	----	----	----

(B-106)

21	22	23	24	25	26	27	28	29	30
31	32	33	34	35	36	37	38	39	40

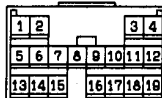
2



(B-14)

Refer to
P. 4-336

(B-15)



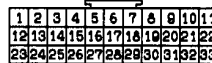
(B-65)

Refer to
P. 4-336

(B-66)

Refer to
P. 4-336

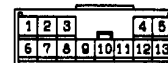
(B-68)



(B-89)



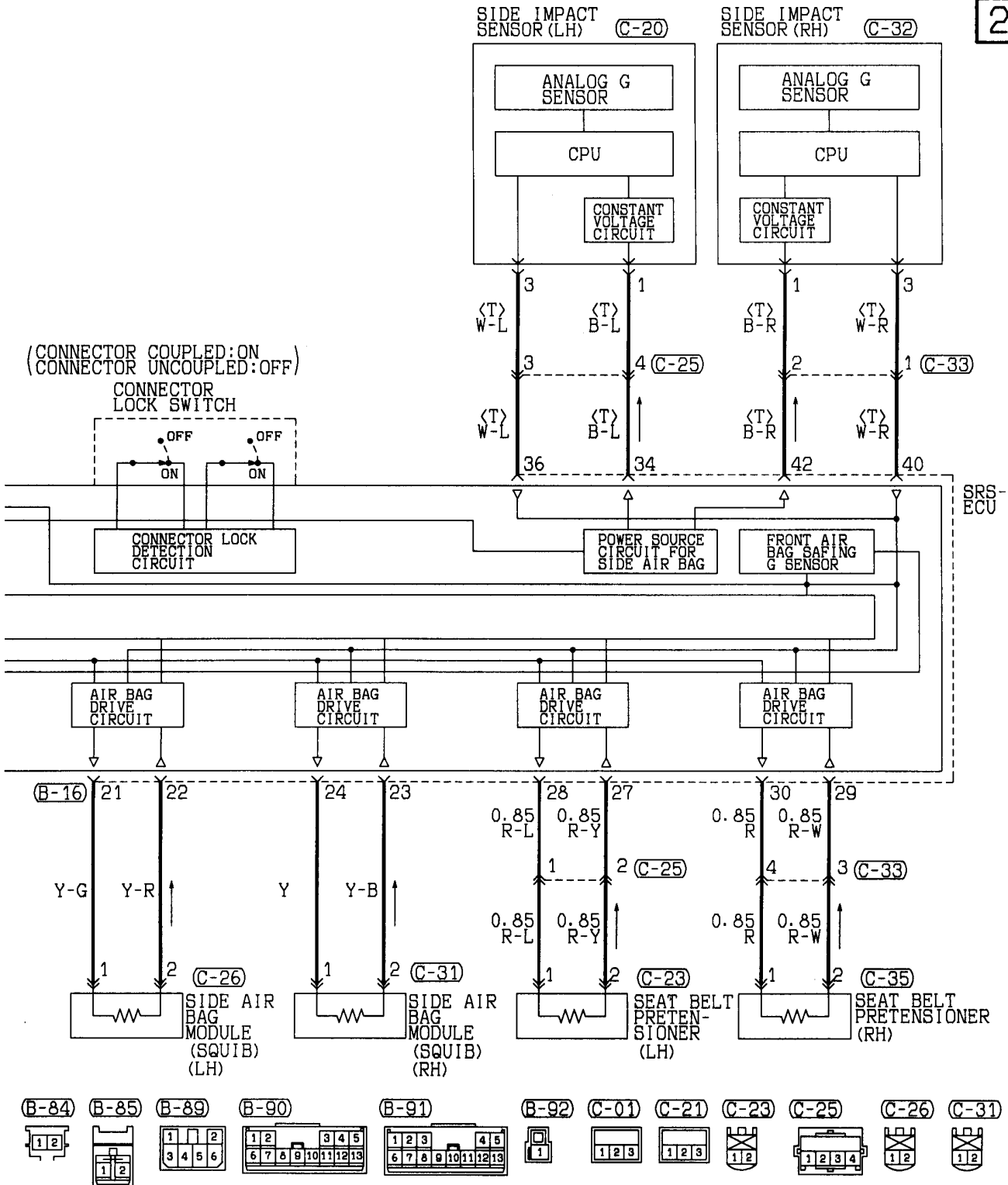
(B-91)



Wire colour code

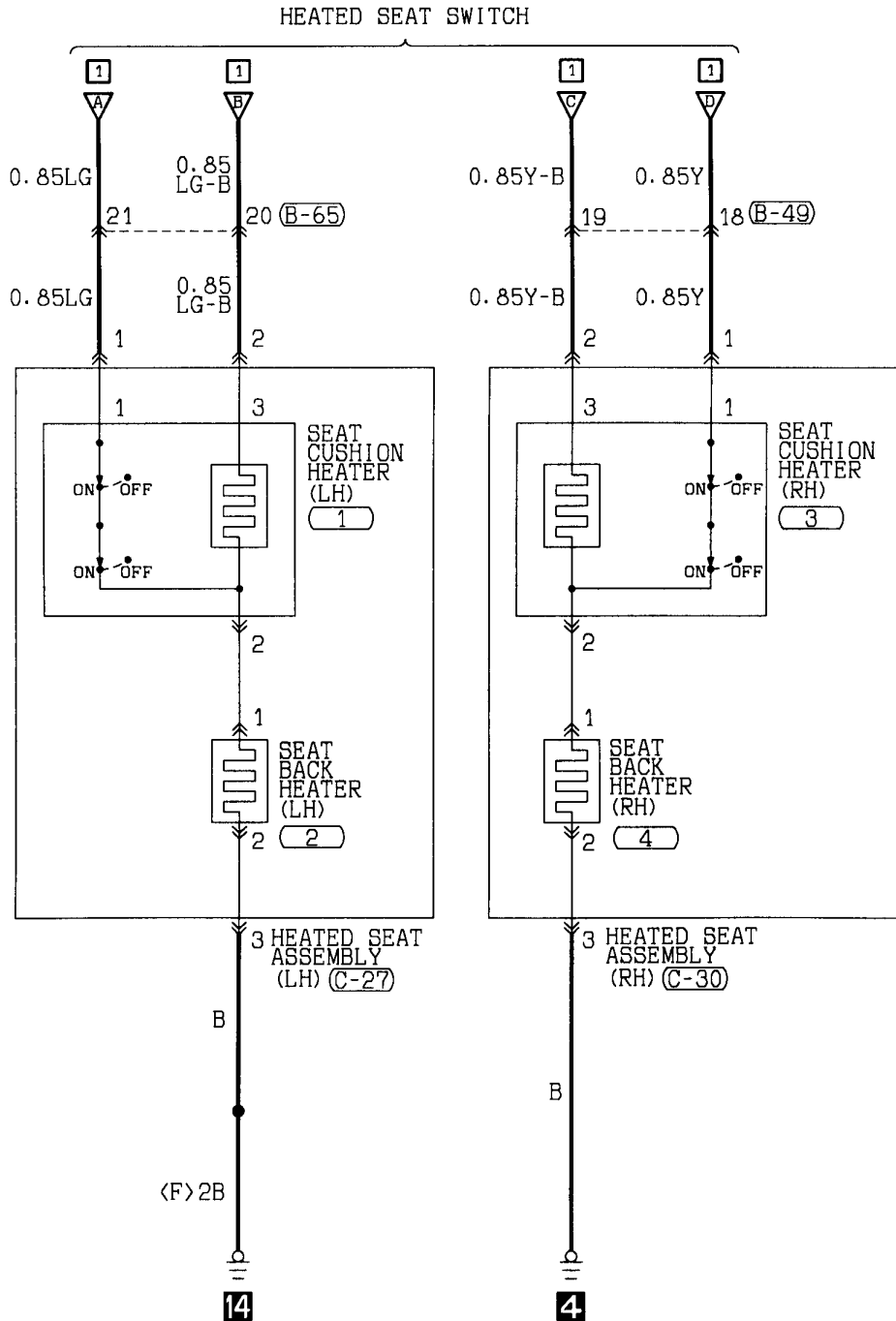
B :Black LG:Light green G :Green L :Blue W :White Y :Yellow SB:Sky blue
 BR:Brown O :Orange GR:Gray R :Red P :Pink V :Violet

2

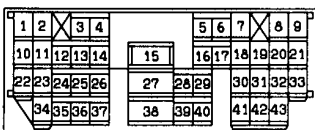


Wire colour code
 B : Black LG : Light green G : Green L : Blue W : White Y : Yellow SB : Sky blue
 BR : Brown O : Orange GR : Gray R : Red P : Pink V : Violet

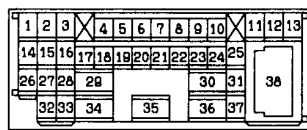
2



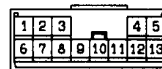
(B-65)



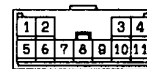
(B-66)



(B-91)



(B-93)



(C-27)



(E-21)



(1)



Connector No.	Parts name	Circuit diagram page	Wiring diagram page
A-54	ABS-ECU	4-40, 308, 310, 312	2-5, 9, 13, 17
A-55	Position lamp 1 (LH)	4-113, 117	2-13, 17
A-56	Headlamp leveling unit (LH)	4-150	2-13, 17
A-57	Position lamp 2 (LH)	4-113, 117	2-13, 17
A-58	Engine oil level sensor	4-172, 176	2-13, 17
A-59	Position lamp 2 (RH)	4-113, 117	2-13, 17
A-60	Headlamp leveling unit (RH)	4-150	2-13, 17
A-61	Position lamp 1 (RH)	4-113, 117	2-13, 17
A-62	Accelerator pedal position sensor 1	4-64, 76, 94	2-13, 17
A-63	Accelerator pedal position sensor 2	4-64, 76, 94	2-13, 17
A-71	Crank angle sensor	4-44, 54, 66, 78, 90	2-6, 10, 14, 18
A-72	Control wiring harness and EGR wiring harness combination	4-44, 55	2-6, 10
A-73	Throttle position sensor	4-34, 45, 55, 65, 77, 95	2-6, 10, 14, 18
A-74	Ignition coil 4	4-42, 52, 62, 74	2-6, 10, 14, 18
A-75	Idle speed control servo	4-44, 54	2-6, 10
A-76	Purge control solenoid valve	4-44, 54, 66, 78	2-6, 10, 14, 18
A-77	Fuel pressure sensor	4-41, 51, 61, 73	2-6, 10, 14, 18
A-78	Camshaft position sensor	4-44, 54, 66, 78	2-6, 10, 14, 18
A-79	Detonation sensor	4-46, 56, 68, 80	2-6, 10, 14, 18
A-80	Engine coolant temperature sensor	4-44, 54, 66, 78	2-6, 10, 14, 18
A-81	Control wiring harness and vehicle speed sensor wiring harness combination <A/T>	4-47, 57, 69, 81, 93, 166, 168, 287, 293, 299, 305	2-6, 10, 14, 18
A-82	Output shaft speed sensor <A/T>	4-85	2-6, 10, 14, 18
A-83	Engine coolant temperature gauge unit	4-167, 169	2-6, 10, 14, 18
A-84	Back-up lamp switch <M/T>	4-162, 163, 264, 268, 291, 303	2-6, 10, 14, 18
A-85	Vehicle speed sensor <A/T>	4-47, 57, 69, 81, 93, 166, 168, 287, 293, 299, 305	2-7, 11, 15, 19
A-86	Vehicle speed sensor <M/T>	4-47, 57, 69, 81, 166, 287, 293, 299, 305	2-7, 11, 15, 19
A-87	M/T oil temperature sensor	4-44, 54, 67, 79	2-7, 11, 15, 19
A-88	A/T control solenoid valve assembly	4-91	2-7, 11, 15, 19
A-89	Inhibitor switch <A/T>	4-32, 53, 63, 75, 86, 162, 163, 264, 268, 291, 303	2-7, 11, 15, 19

Connector No.	Parts name	Circuit diagram page	Wiring diagram page
D-17	Power window main switch (Front: LH)	4-181, 183, 191, 193	2-40, 41, 42, 43
D-18	Door lamp (Front: LH)	4-145, 146, 147	2-40, 41, 42, 43
D-19	Door lock actuator (Front: LH)	4-200, 204, 210, 214, 220, 229, 230, 239, 301, 335	2-40, 41, 42, 43
D-20	Power window sub switch (Rear: LH)	4-189, 194	2-42, 43
D-21	Power window motor (Rear: LH)	4-189, 194	2-42, 43
D-22	Door lamp (Rear: LH)	4-146, 147	2-42, 43
D-23	Door lock actuator (Rear: LH)	4-209, 217, 221, 229, 231, 239	2-41, 42, 43
D-24	Contact switch	4-199, , 207, 221, 229	2-40, 41
E-01	Defogger (-)	4-271, 273	2-44, 45
E-02	Luggage compartment lamp	4-136, 140	2-44, 45
E-03	Rear wiper motor	4-263, 267	2-44, 45
E-04	High mounted stop lamp	4-160, 161	2-44, 45
E-05	Defogger (+)	4-271, 273	2-44, 45
E-06	Tailgate lock key cylinder switch	4-200, 207, 210, 218, 222, 229, 232, 240	2-44, 45
E-07	Floor wiring harness and tailgate wiring harness combination	4-112, 116, 136, 140, 199, 207, 209, 217, 218, 221, 229, 231, 239, 240, 263, 267	2-44, 45
E-08	Back-up lamp	4-162	2-44
E-09	Licence plate lamp (RH)	4-104, 108	2-44
E-10	Tailgate lock actuator	4-199, 207, 209, 217, 221, 229, 231, 239	2-44, 45
E-11	Licence plate lamp (LH)	4-104, 108	2-44
E-12	Luggage compartment lamp switch	4-136, 140	2-44, 45
E-13	Rear fog lamp	4-128, 132	2-44
E-14	Floor wiring harness and bumper wiring harness combination	4-104, 108, 128, 132, 162	2-44
E-15	Licence plate lamp	4-112, 116	2-45

CLICK HERE TO **DOWNLOAD** THE COMPLETE MANUAL

- Thank you very much for reading the preview of the manual.
- You can download the complete manual from: www.heydownloads.com by clicking the link below



- Please note: If there is no response to CLICKING the link, please download this PDF first and then click on it.

CLICK HERE TO **DOWNLOAD** THE COMPLETE MANUAL