

## **CONTENTS**

### **INTRODUCTION**

### **REPAIR KIT**

- Pre-terminated Leads and Butt Splice Connectors
- Cable Identification Sleeves
- Extraction Handle and Tips
- Insulation Stripper
- Crimping Pliers
- Parts List

### **REPAIR METHOD**

### **TERMINATION REQUIREMENT FORM**

### **ILLUSTRATIONS**

- 1 Pre-terminated Leads
- 2 Extraction Handle and Tips
- 3 Insulation Stripper
- 4 Stripper Blades
- 5 Crimping Pliers
- 6 Examples of Extraction Tips and Anti-backout Devices.
- 7 Examples of Extraction Tips and Anti-backout Devices.(continued)
- 8 Stripping Insulation
- 9 Butt Connector held correctly in Crimping Pliers

CLICK HERE TO **DOWNLOAD** THE COMPLETE MANUAL

- Thank you very much for reading the preview of the manual.
- You can download the complete manual from: [www.heydownloads.com](http://www.heydownloads.com) by clicking the link below

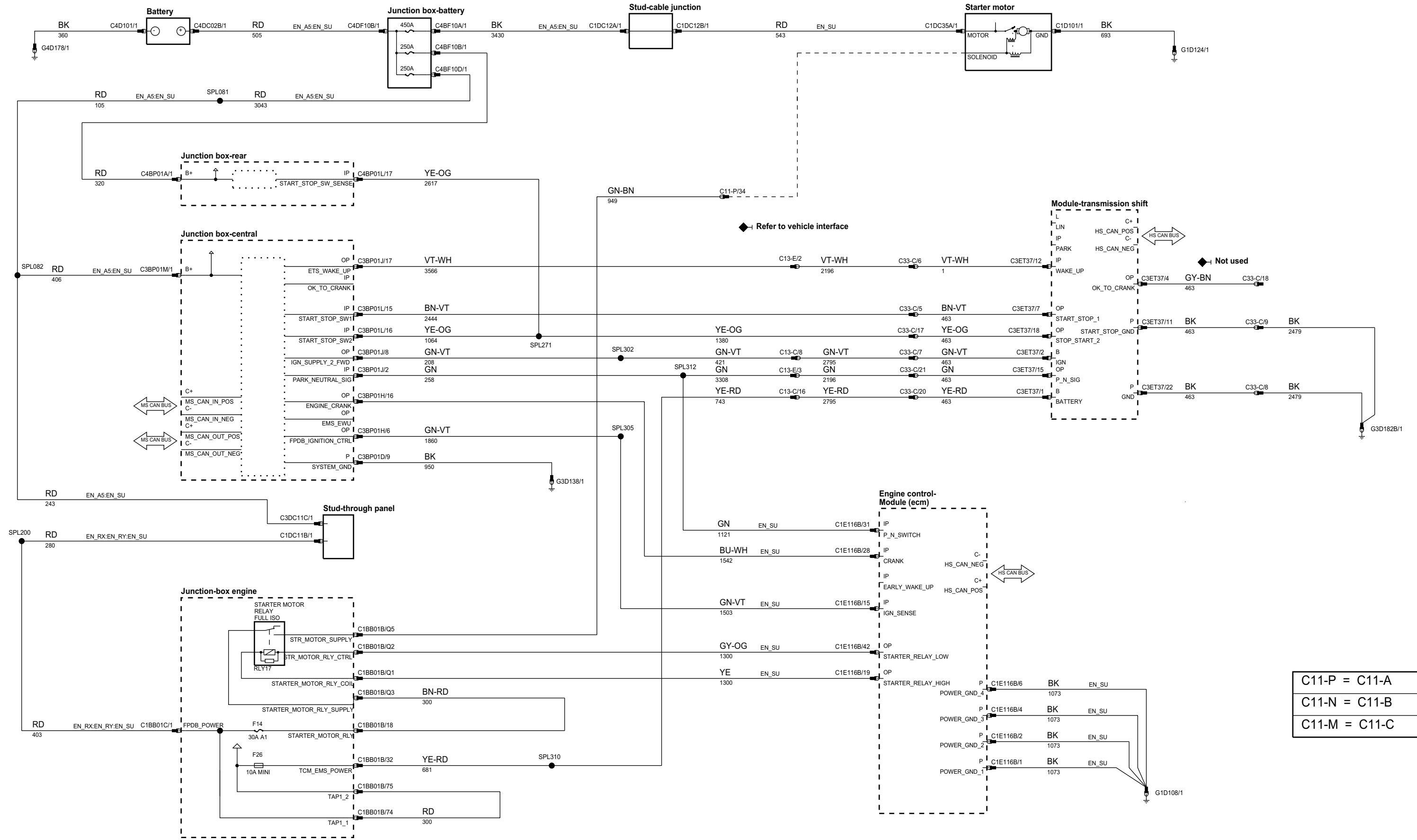


- Please note: If there is no response to CLICKING the link, please download this PDF first and then click on it.

CLICK HERE TO **DOWNLOAD** THE COMPLETE MANUAL

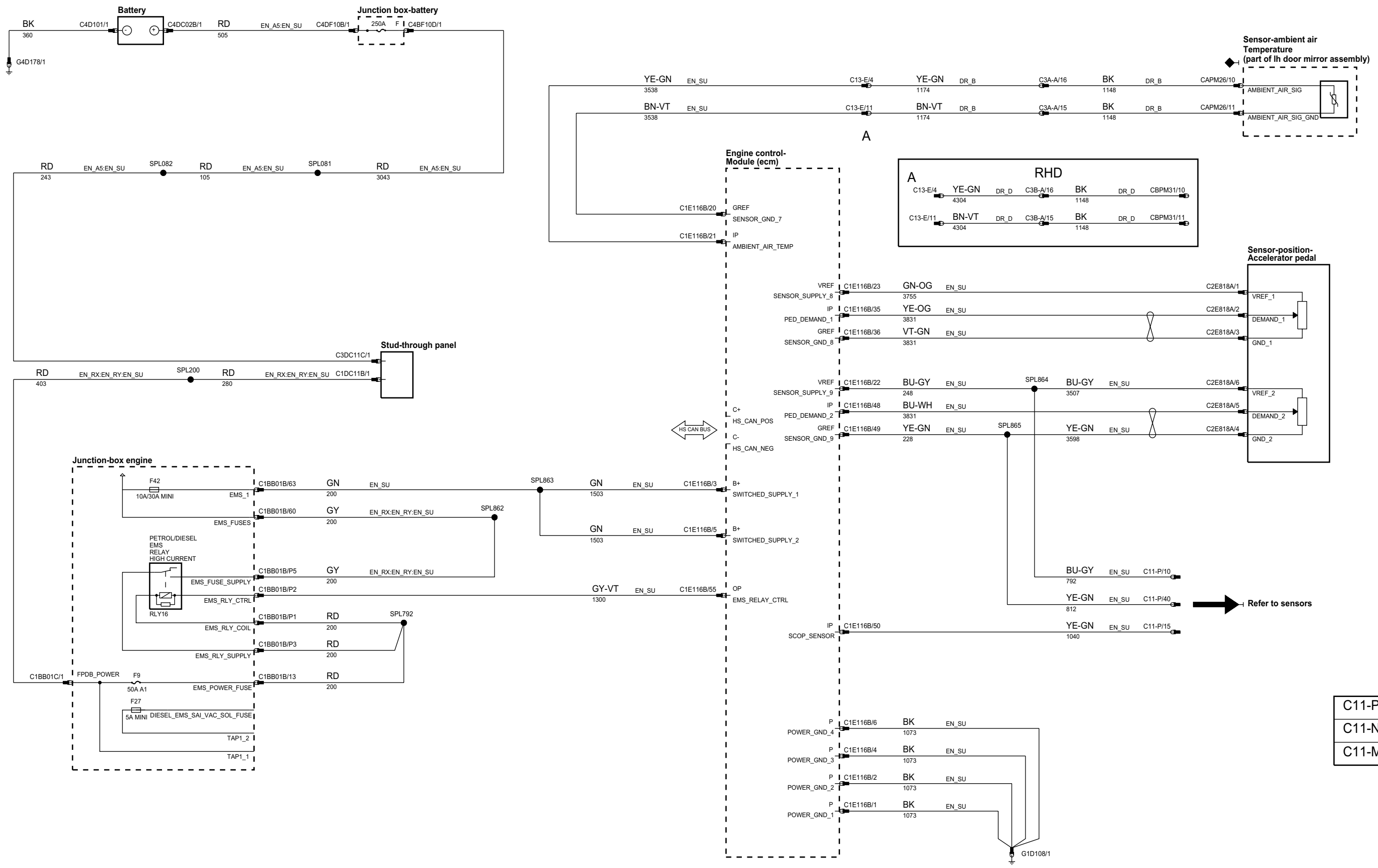


phar83-70021-d2-ae

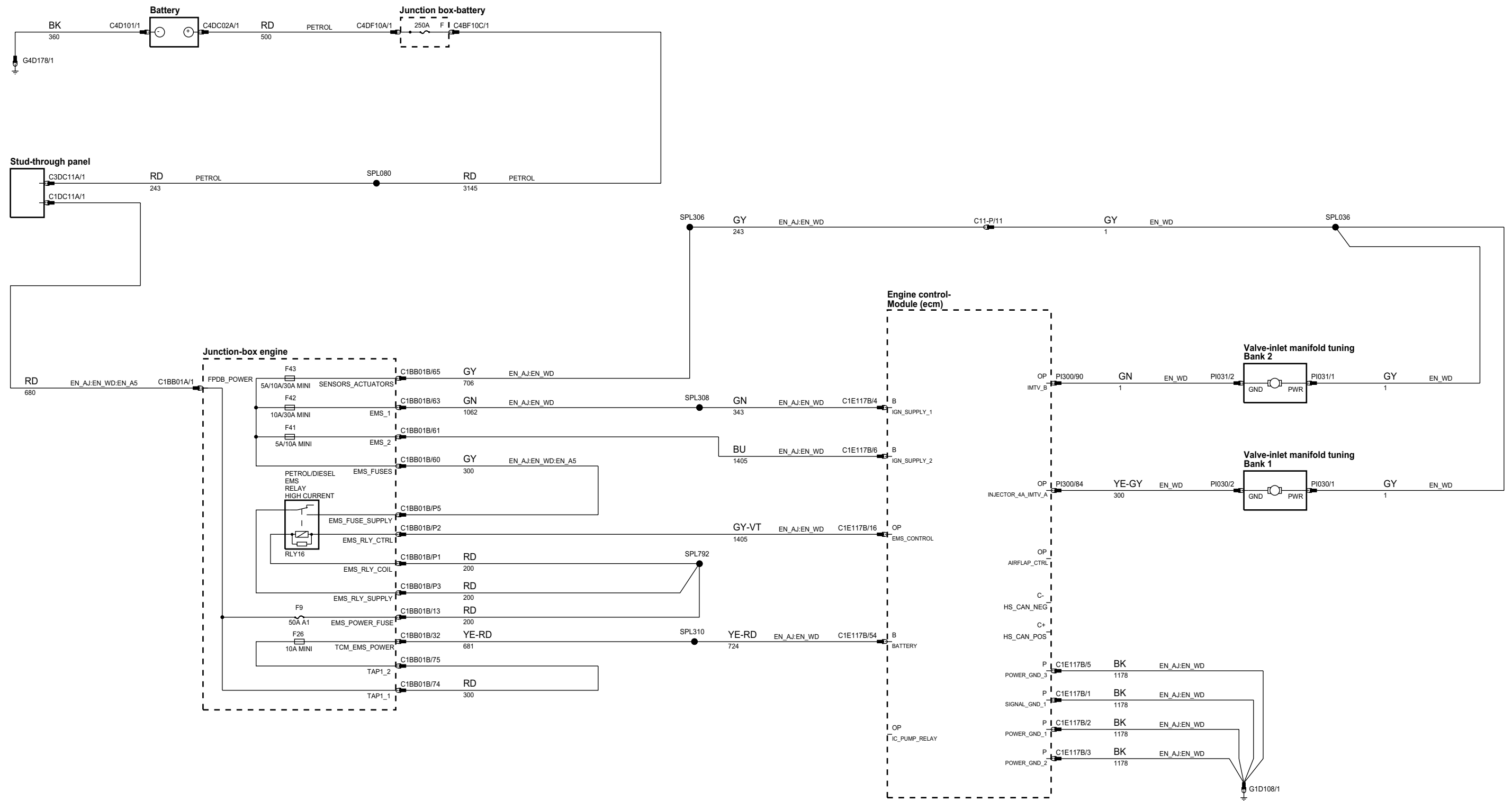


C11-P	=	C11-A
C11-N	=	C11-B
C11-M	=	C11-C

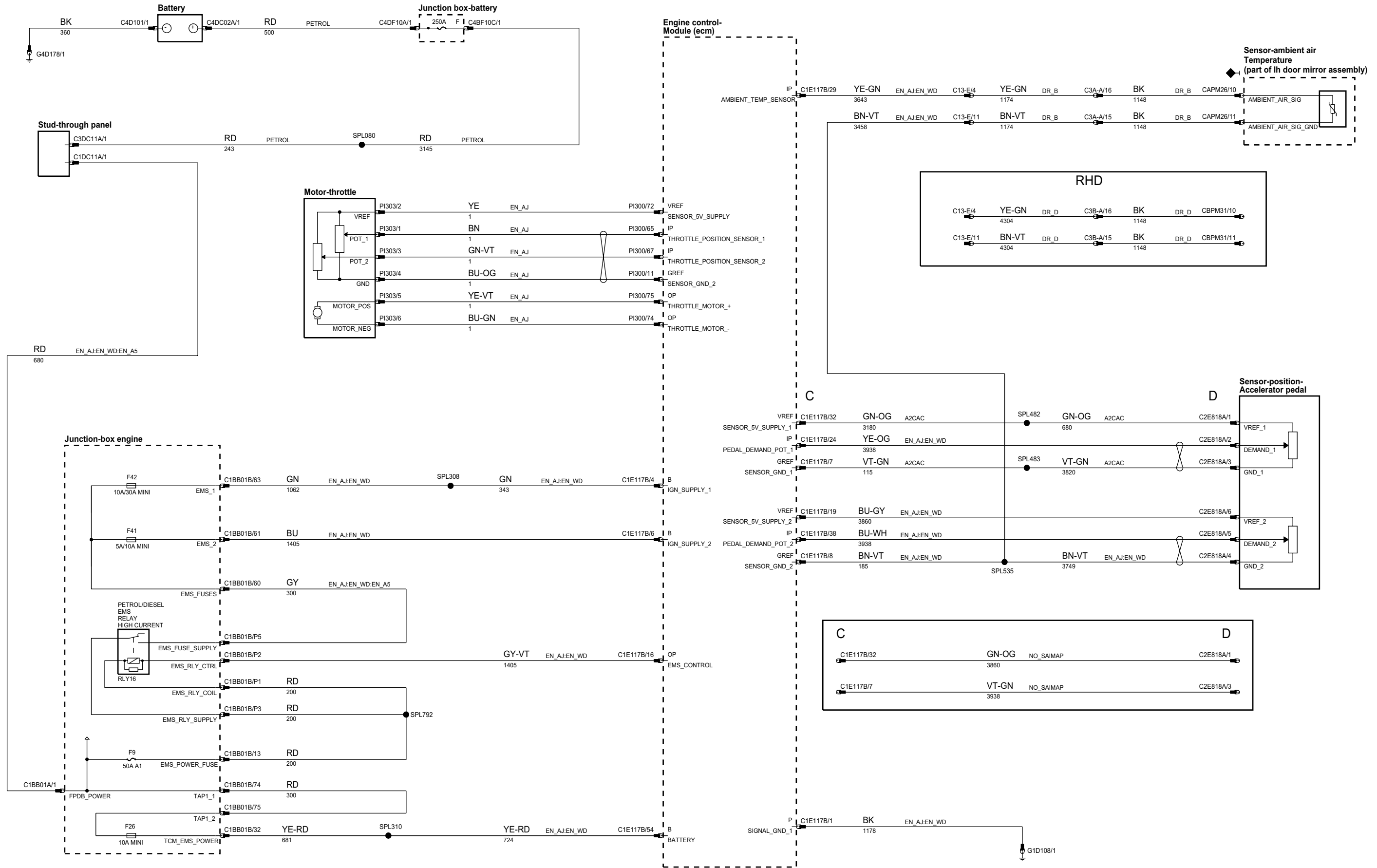
phar83-70034-d2-ae



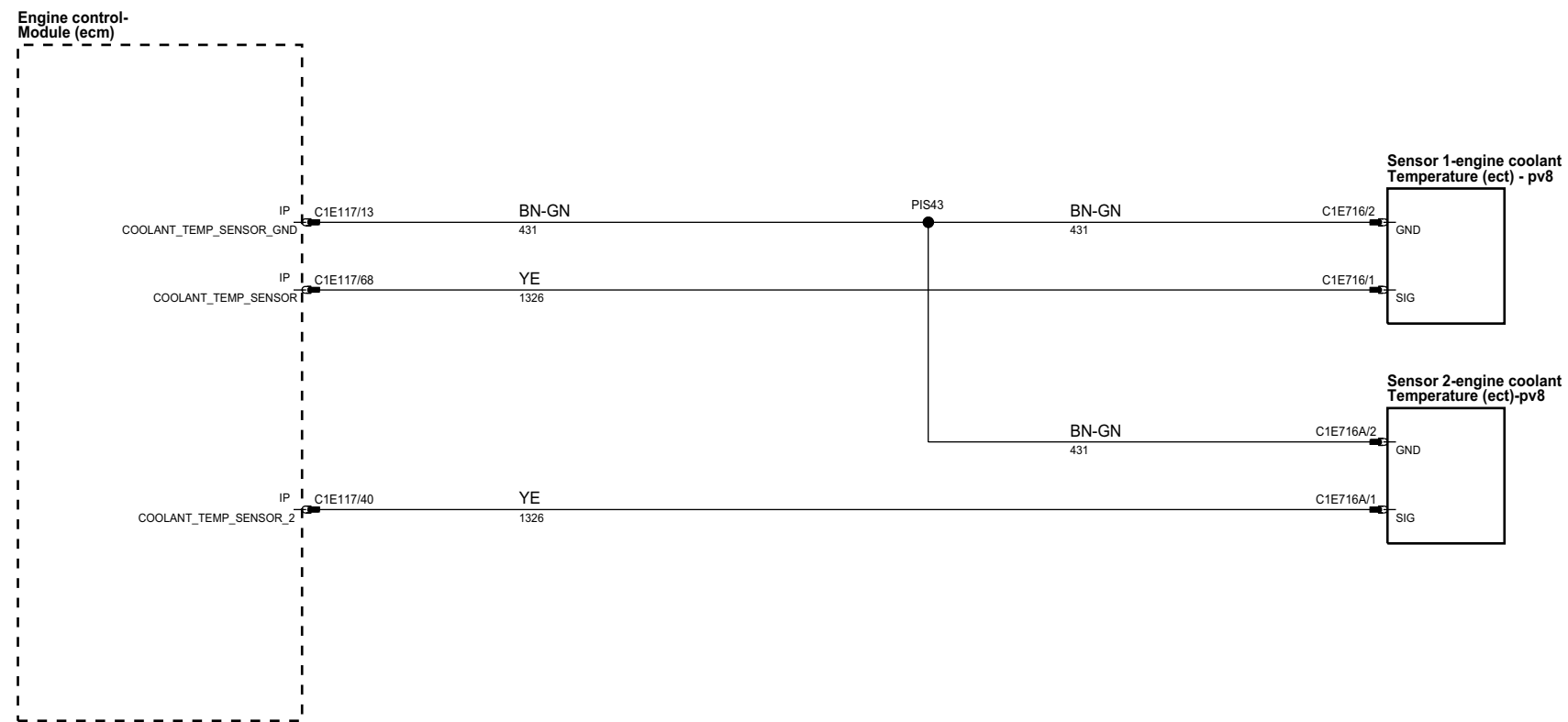
phar83-700031-c-ae



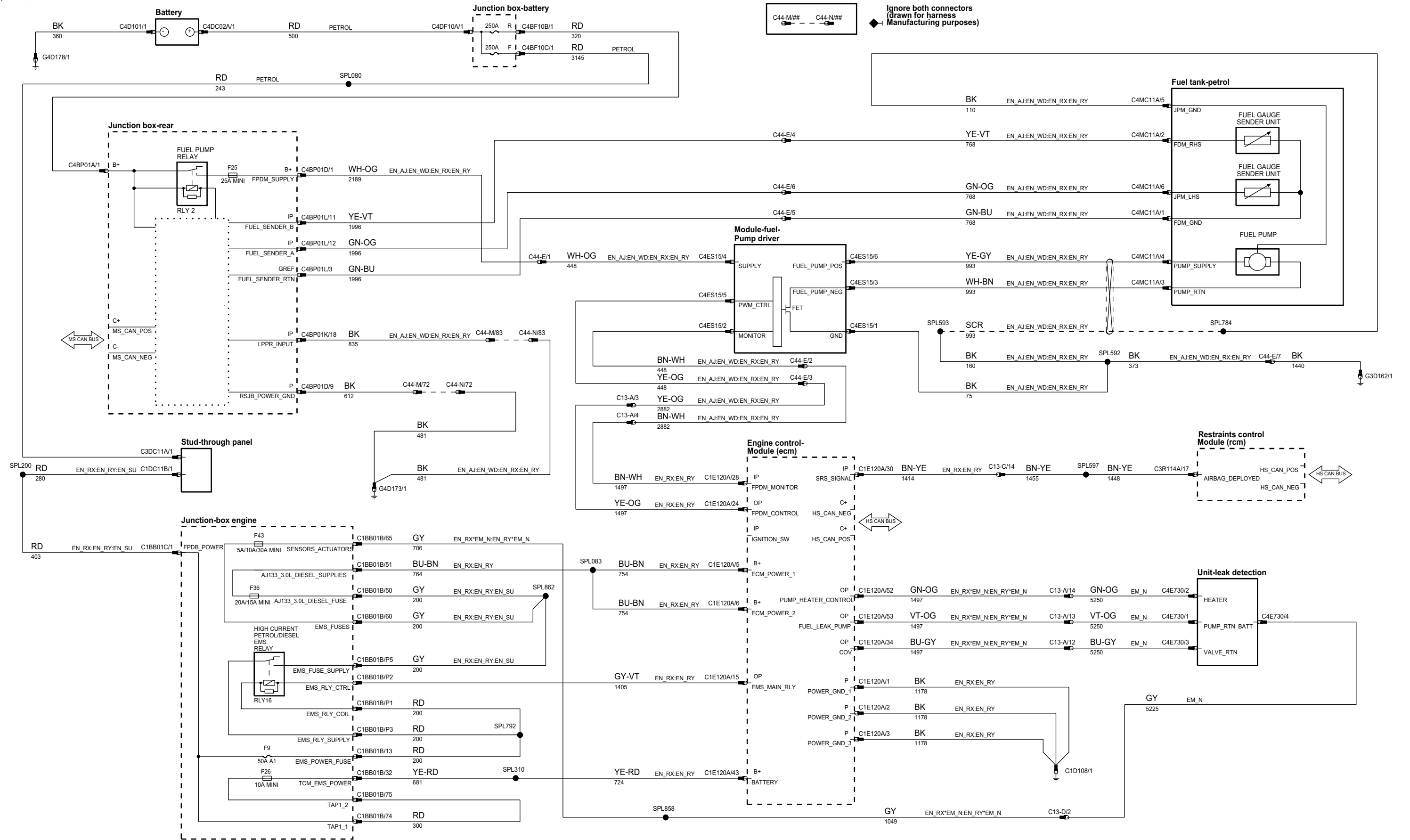
phar83-70035-e-ae



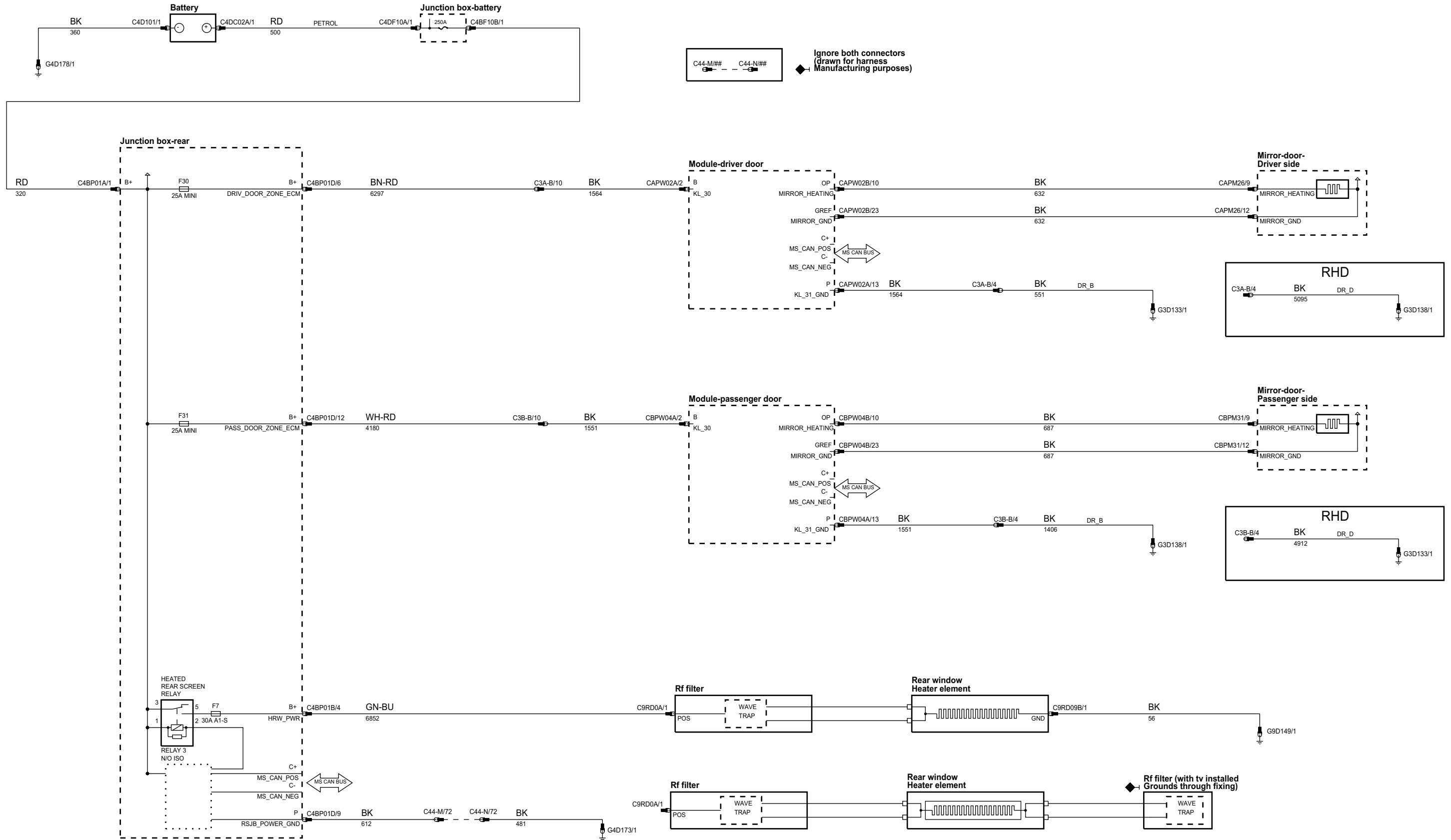
phj133-70035-b-a5



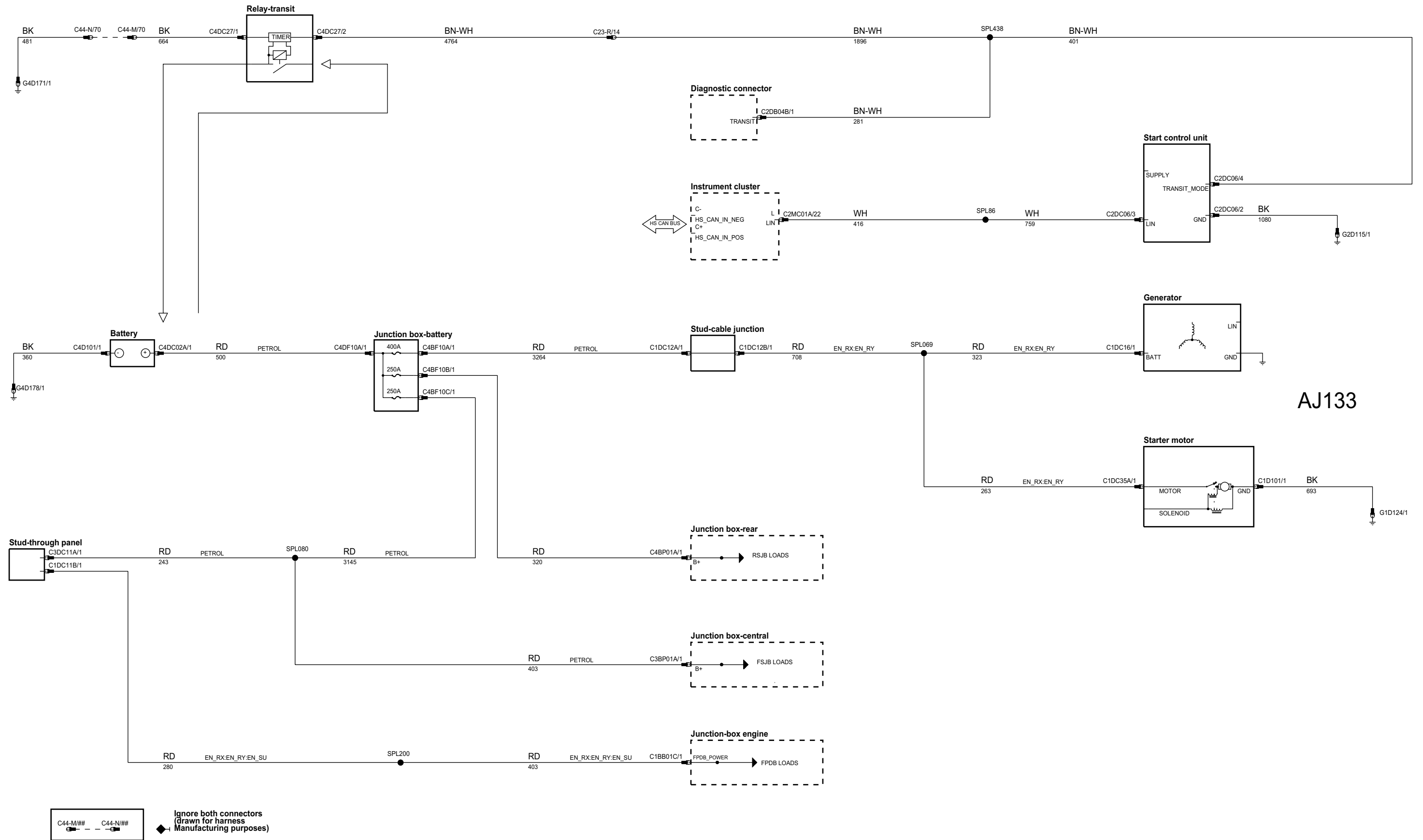
phar83-70036-b-ae



phar83-70132-a-ae

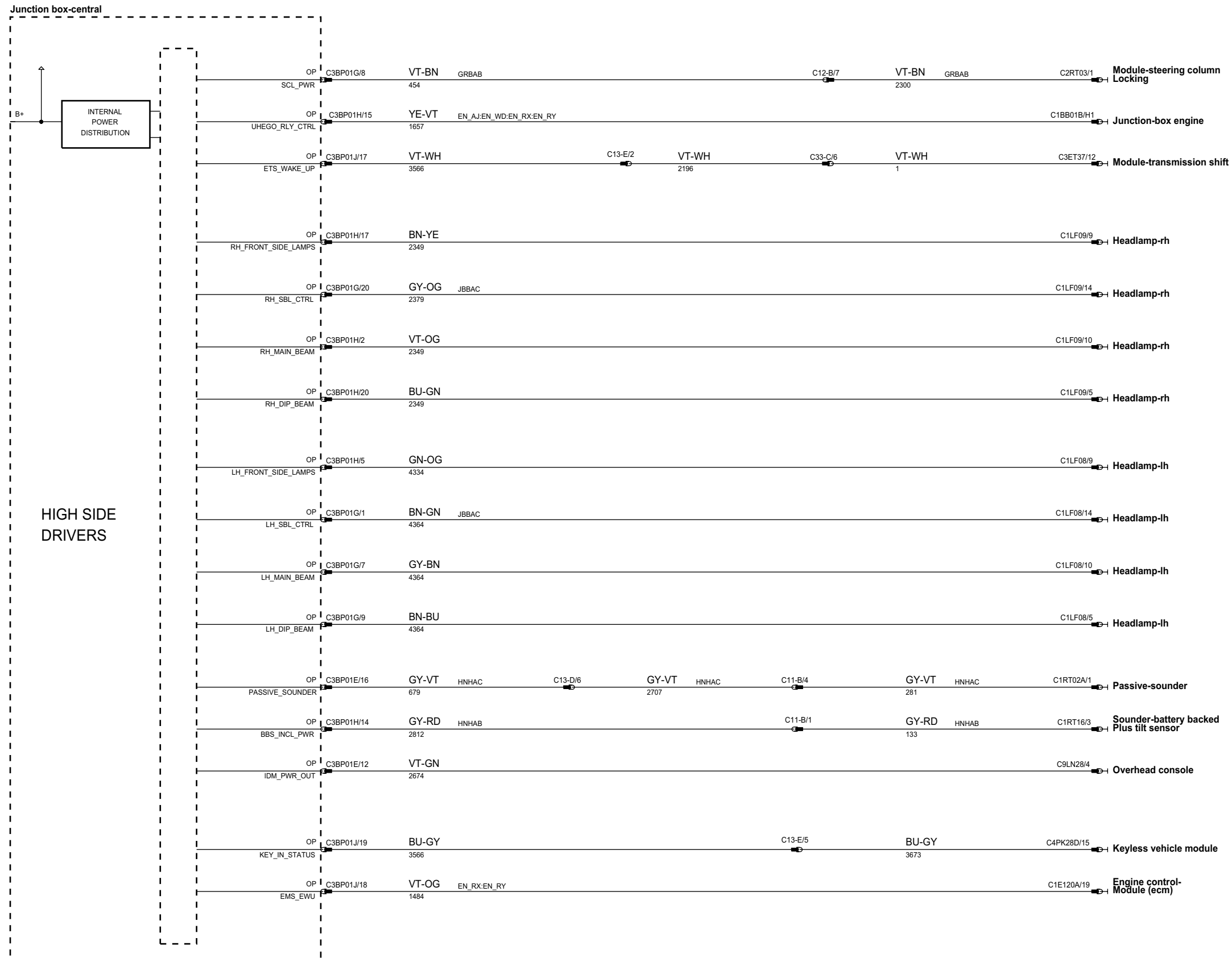


phar83-70010-b-ae

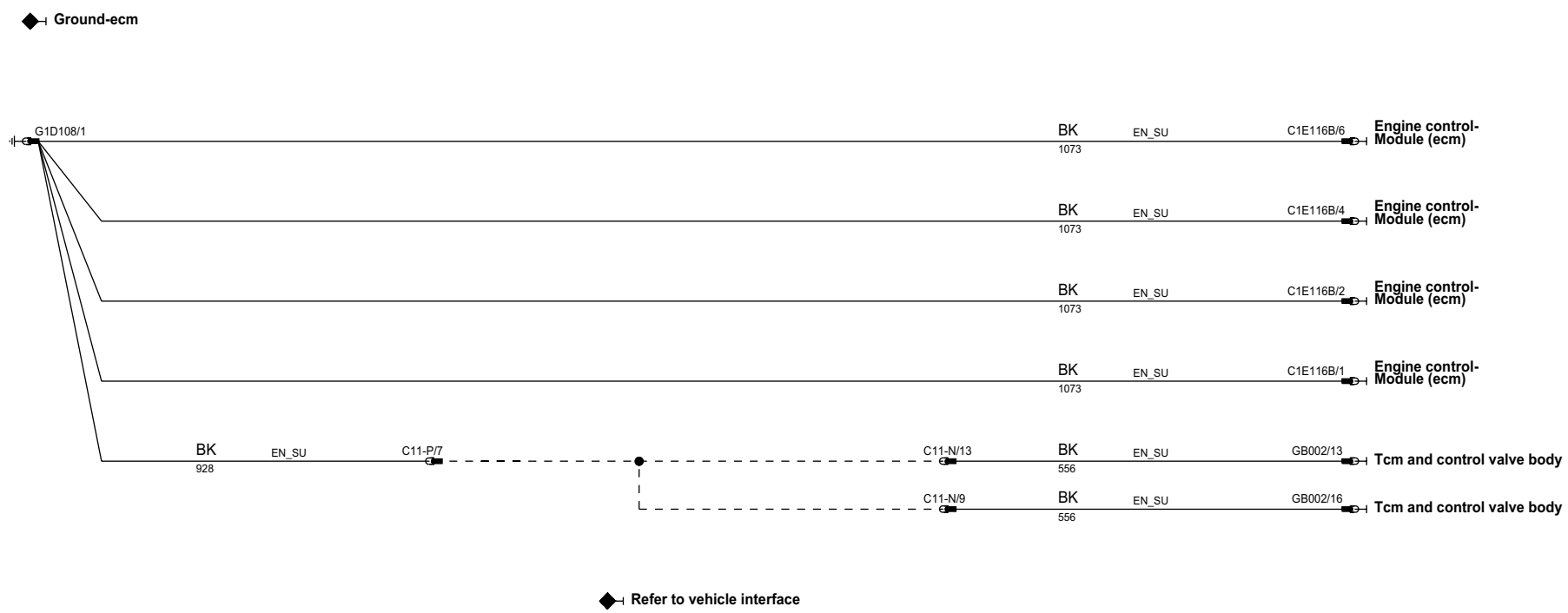
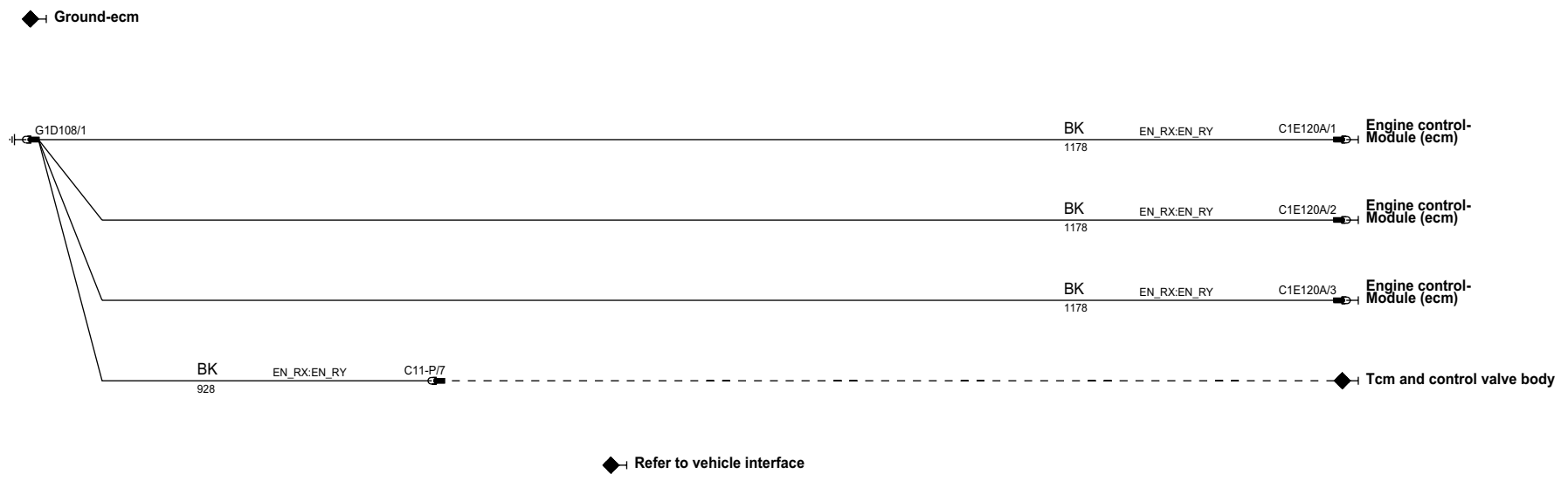


AJ133


phar83-70010-zf-ae



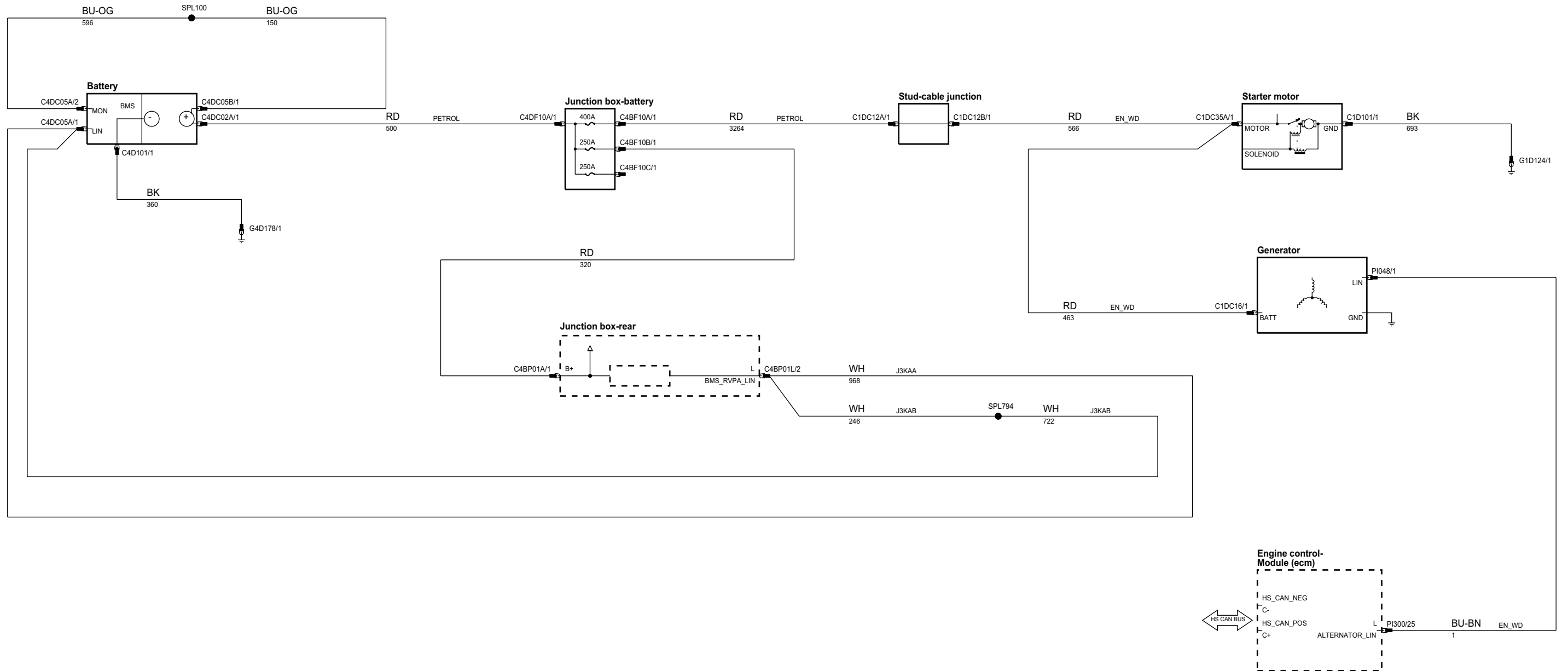
phar83-70012-5-ae



phar83-70012+ae



phar83-70022-c-ae



CLICK HERE TO **DOWNLOAD** THE COMPLETE MANUAL

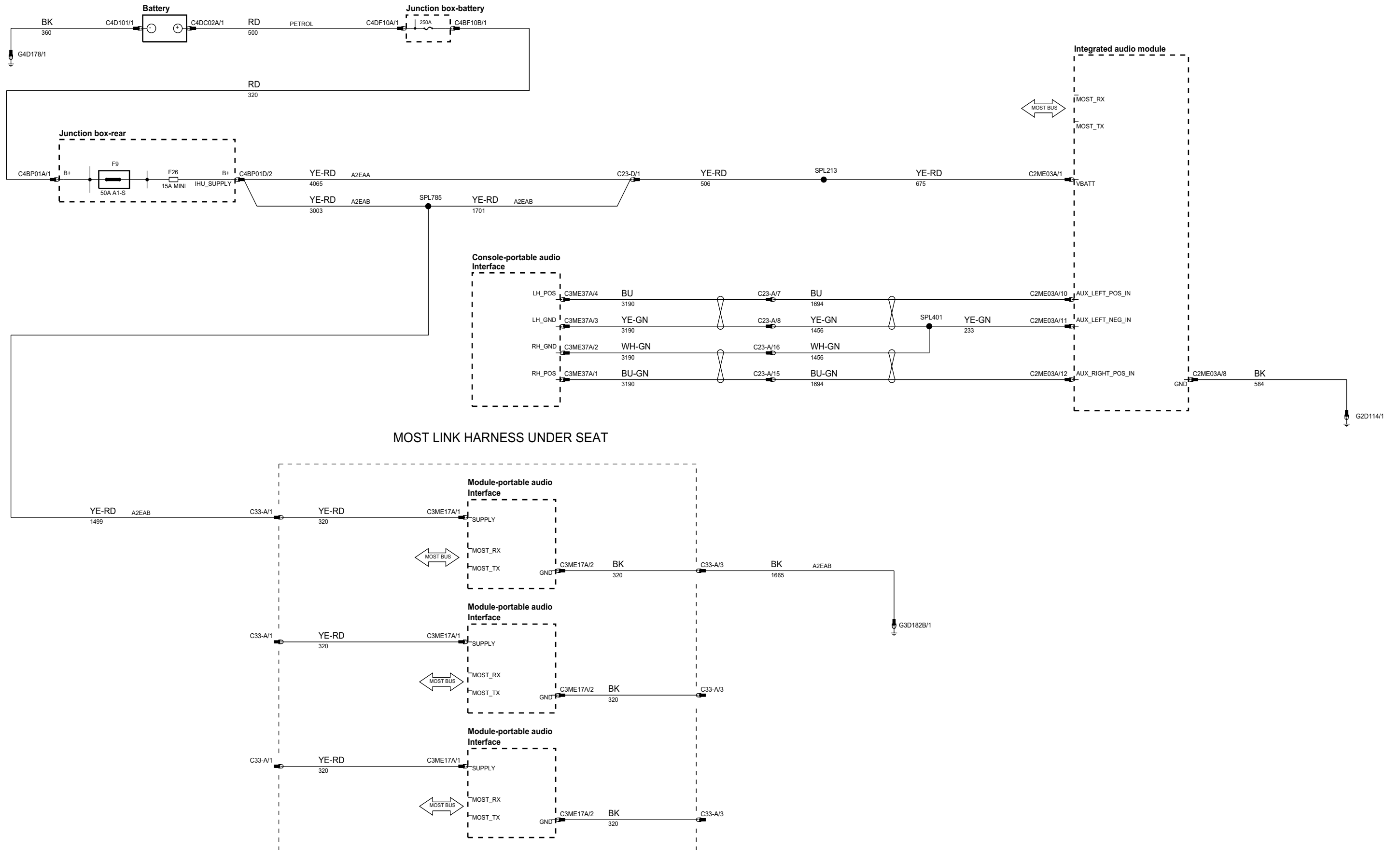
- Thank you very much for reading the preview of the manual.
- You can download the complete manual from: [www.heydownloads.com](http://www.heydownloads.com) by clicking the link below



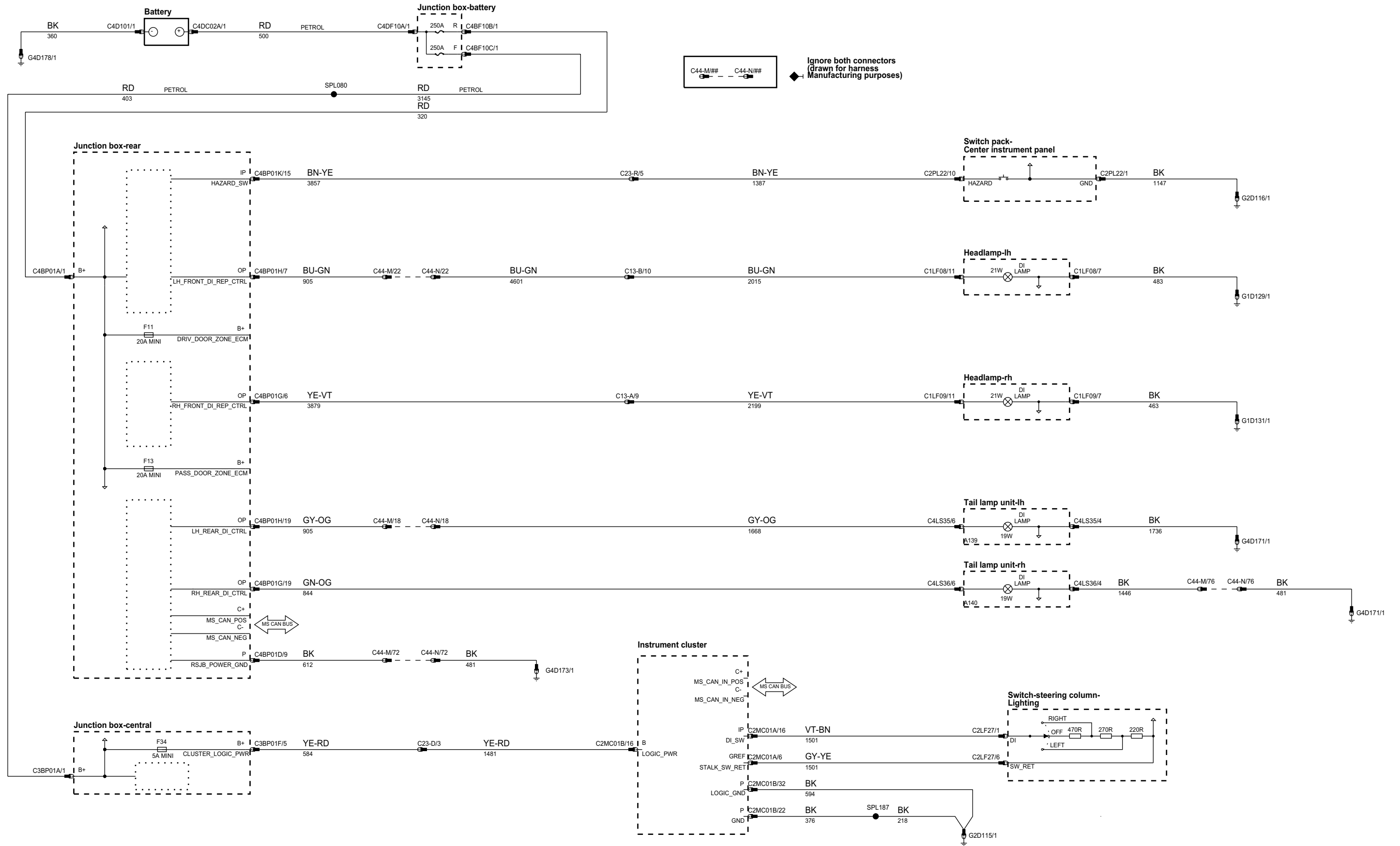
- Please note: If there is no response to CLICKING the link, please download this PDF first and then click on it.

CLICK HERE TO **DOWNLOAD** THE COMPLETE MANUAL

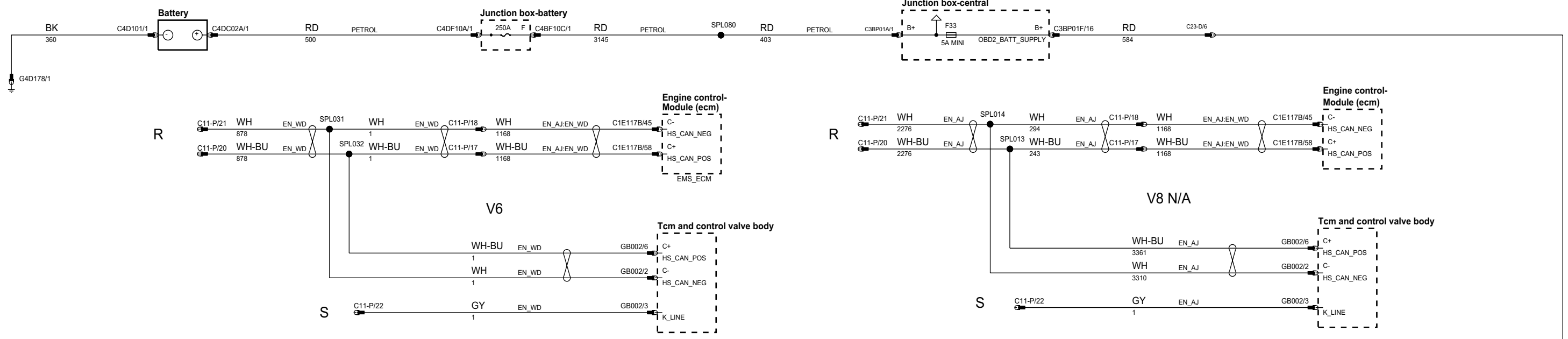
phar83-70445-a-ae



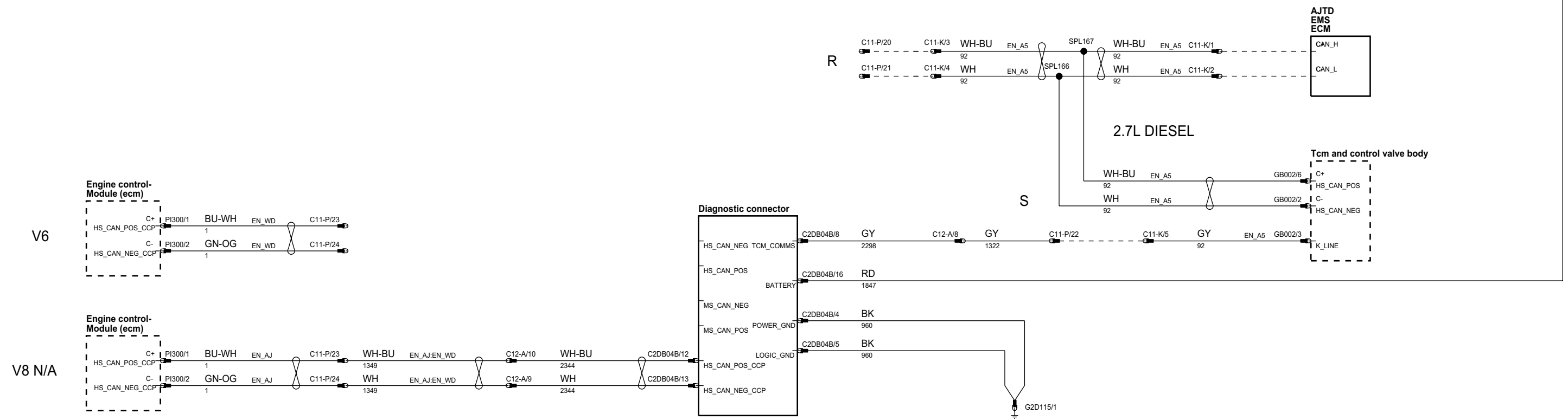
phar83-70078-a-ae



phar83-70016-j-ae



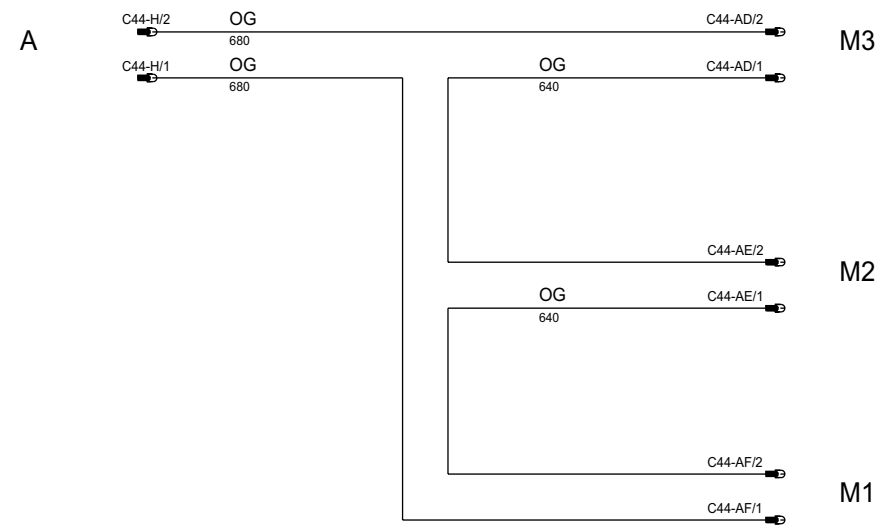
Continued from previous page



pha83-70016-p-ae

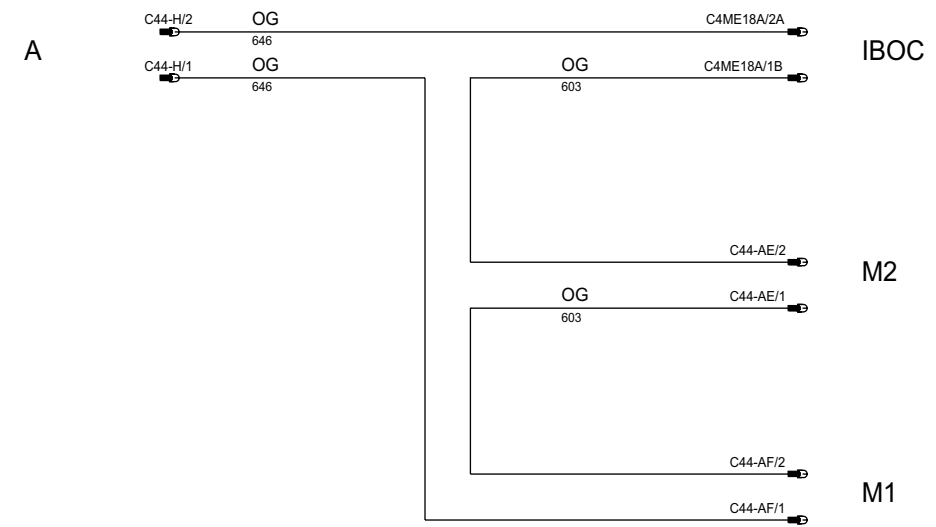
➔ Continued from part 1

◆ Three module(m) combination



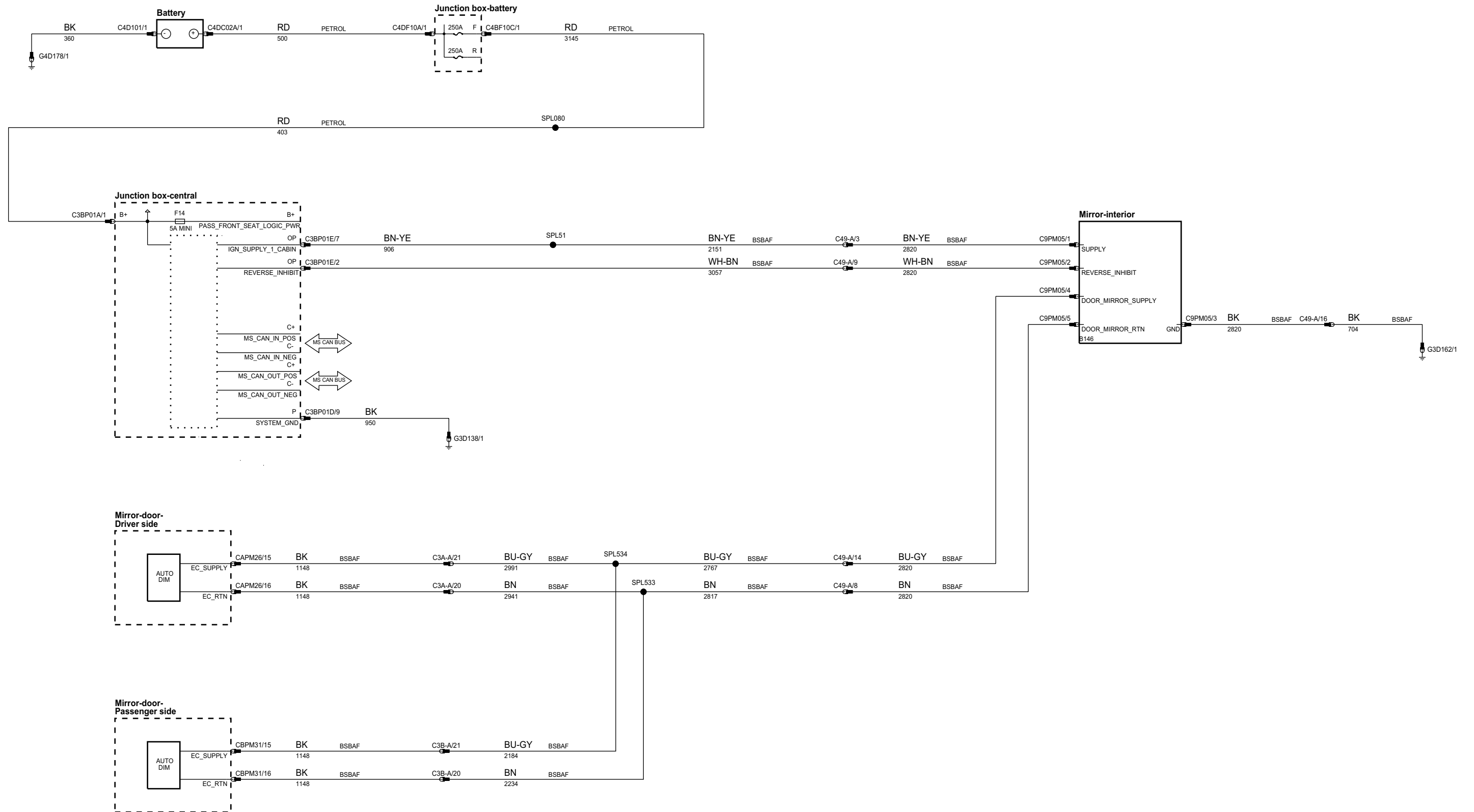
M1	M2	M3
AMP	MMM	TV

◆ Three module(m) combination

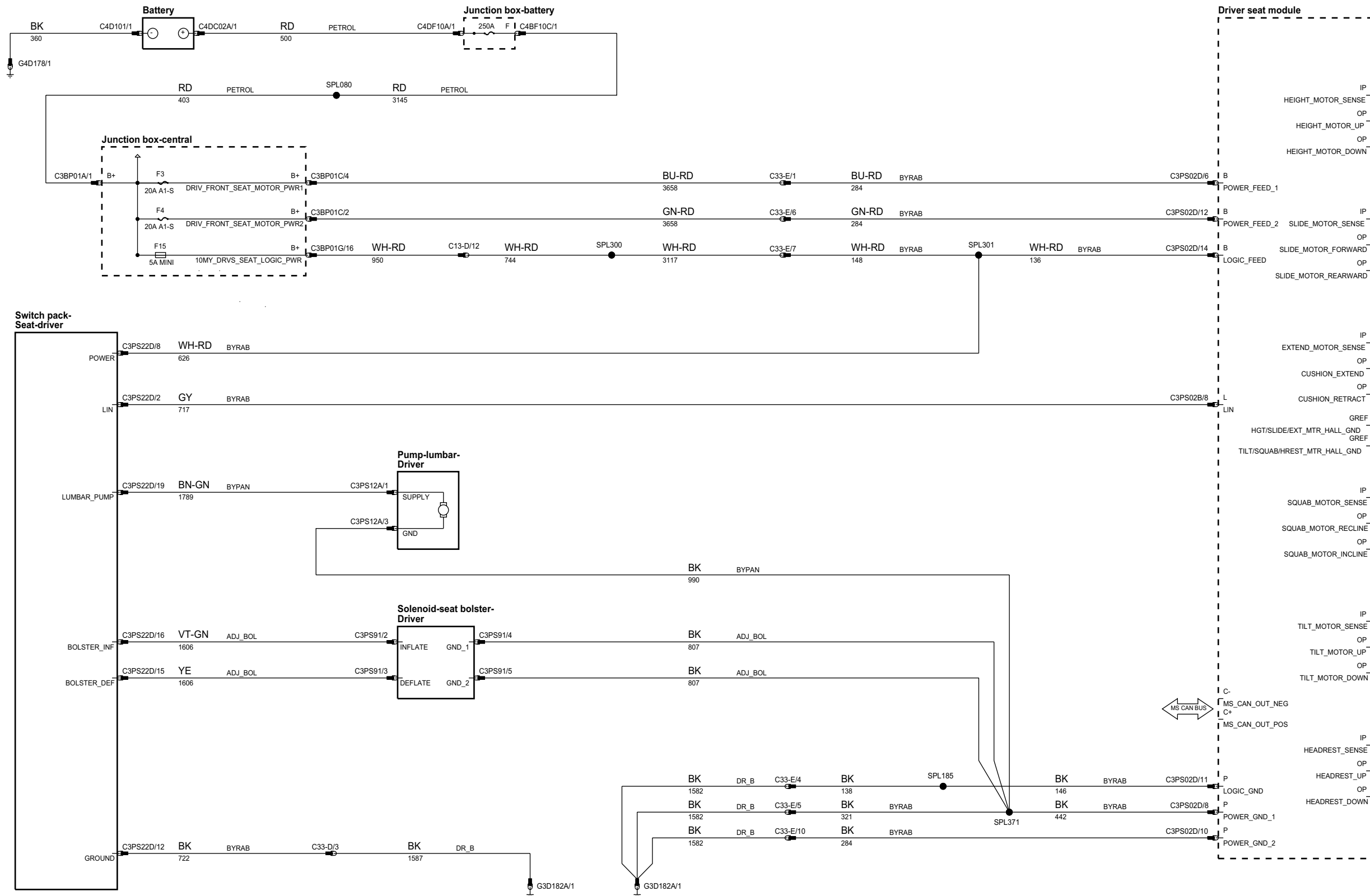


M1	M2	IBOC
AMP	MMM	IBOC

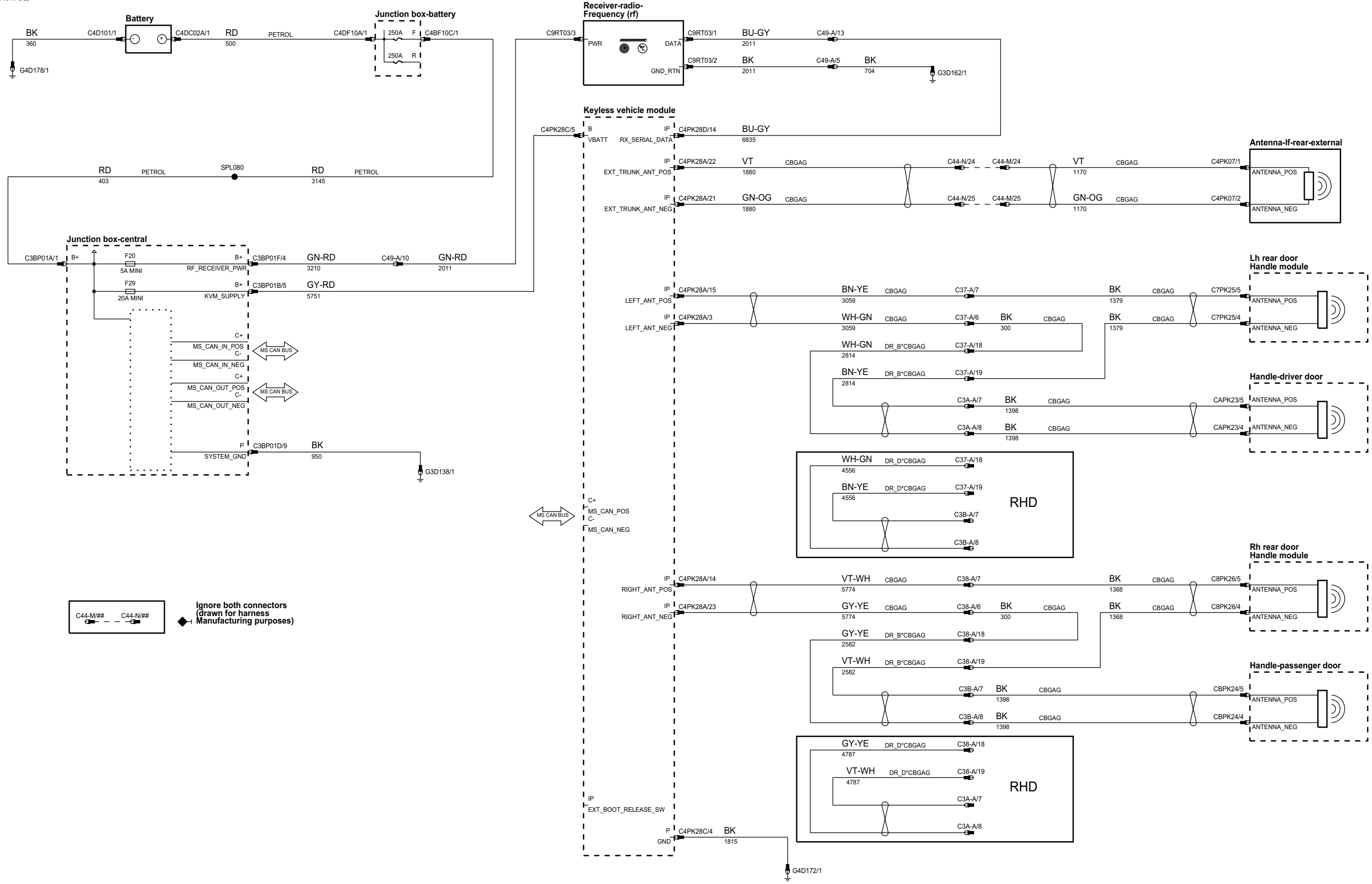
phar83-70331-a-ae



phar83-70348-a-ae

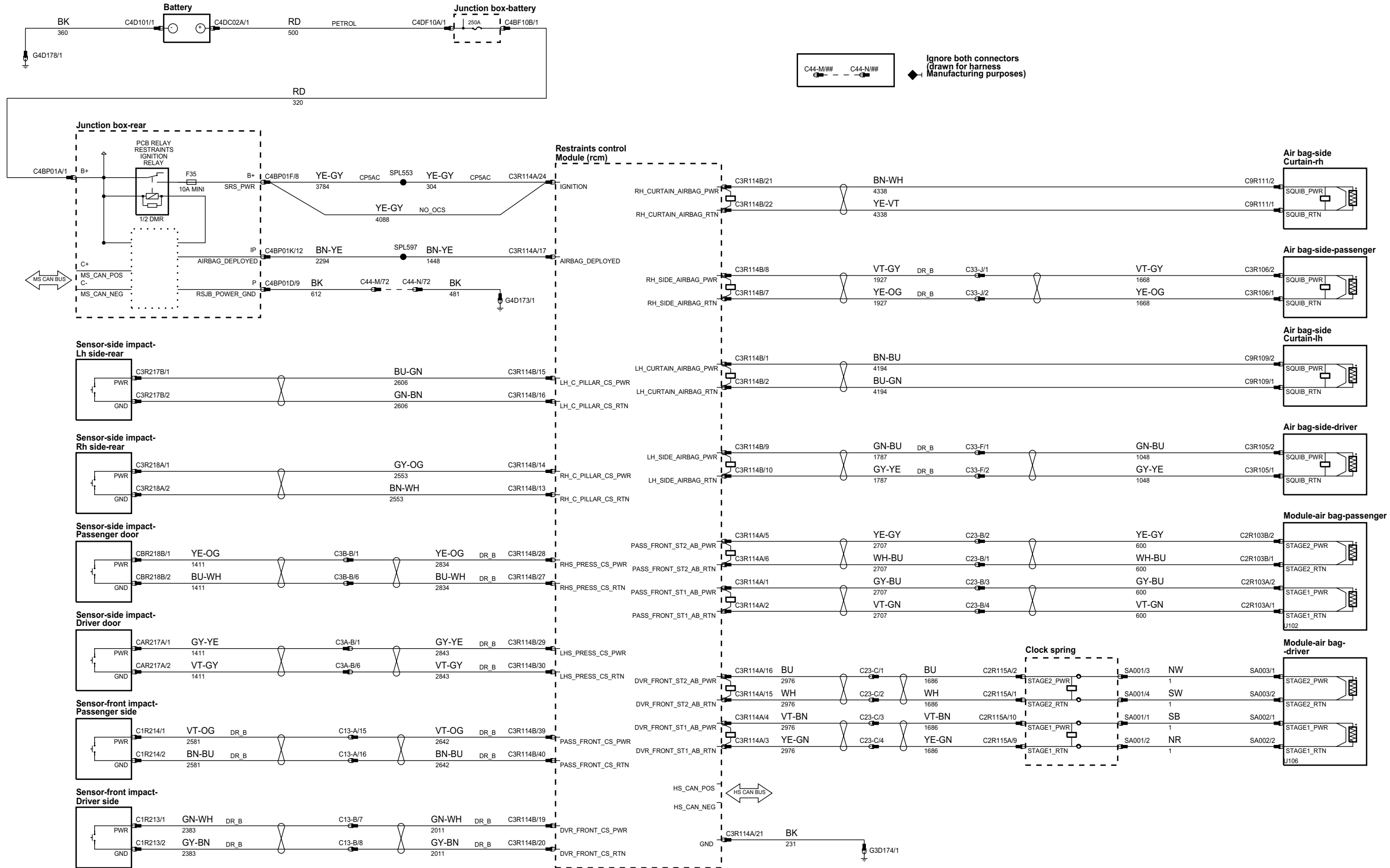


phar83-70417-d-ae



Ignore both connectors (drawn for harness manufacturing purposes)

phar83-70150-a-ae



- ABS module 5, 6, 89, 99, 112, 158, 202
- Accelerometer-Front left 2
- Accelerometer-Front right 2
- Accelerometer-Rear left 2
- Actuator-EGR-Bank 1 21
- Actuator-EGR-Bank 2 21
- Actuator-Hood latch-LH 207
- Actuator-Hood latch-RH 207
- Actuator-Rear differential 3
- Actuator-Vane VGT 21
- Air bag-Side curtain-LH 204, 205
- Air bag-Side curtain-RH 204, 205
- Air bag-Side-Driver 204, 205
- Air bag-Side-Passenger 204, 205
- Air Conditioning (A/C) compressor Solenoid 45
- AM/FM diversity antenna amplifier 127, 128, 132, 135, 136, 169
- Amplifier-Audio 105, 121, 128, 129, 131
- Antenna-DAB 135
- Antenna-LF-Rear-External 193
- Antenna-LF-Rear-Internal 168
- Antenna-Triple TV 137
- Antenna-TV 137
- Antenna-VICS 169
- Assembly-Climate-Seat backrest-Driver 185, 186
- Assembly-Climate-Seat backrest-Passenger 185, 186
- Assembly-Climate-Seat cushion-Driver 185, 186
- Assembly-Climate-Seat cushion-Passenger 185, 186
- Assembly-Steering column 8, 75, 115
- Camera-Rear view 80, 107, 109, 120
- Capacitor 47
- Center console antenna-Front 168
- Center console antenna-Rear 168
- Center speaker 129
- Cigar lighter-Front 89, 101, 119, 149, 191
- Clock spring 7, 65, 66, 67, 89, 99, 101, 109, 115, 127, 128, 149, 167, 204, 205
- Clutch-Compressor-Air-conditioning (A/C) 16, 72
- Connector-MOST diagnostic 161
- Connector-Road pricing 95, 104, 116, 191
- Console-Portable audio interface 133, 134
- Control Unit-Cooling Fan 9, 10, 11, 85, 86, 87, 91, 111
- Cruise controls-Remote 7, 65, 66, 67, 149
- Diagnostic Connector 5, 6, 82, 83, 84, 93, 115, 151, 156, 159, 160
- Downshift paddle switch 7
- Driver seat module 94, 117, 152, 154, 177, 178, 181, 182, 187
- Drivers seat height motor 177, 178, 179, 181, 182, 183
- ECU-Glow plug 26, 91
- Front Tweeter-LH 129, 130, 131
- Front Tweeter-RH 129, 130, 131
- Fuel injector-No.1 24, 32, 39, 48
- Fuel injector-No.2 24, 32, 39, 48
- Fuel injector-No.3 24, 32, 39, 48
- Fuel injector-No.4 24, 32, 39, 48
- Fuel injector-No.5 24, 32, 39, 48
- Fuel injector-No.6 24, 32, 39, 48
- Fuel injector-No.7 39, 48
- Fuel injector-No.8 39, 48
- Fuel tank-Diesel 64, 106, 107, 109, 119
- Fuel Tank-Petrol 62, 63, 107, 109
- Generator 16, 45, 82, 83, 84, 123, 124, 125, 126
- Glow plug 26
- GPS antenna 169
- Handle-Driver door 116, 192, 193, 195
- Handle-Passenger door 116, 192, 193, 195
- Headlamp-LH 90, 102, 108, 111, 112, 138, 139, 140, 141, 143
- Headlamp-RH 90, 102, 108, 111, 112, 138, 139, 140, 143
- Heated rear window (HRW) 106
- Heater-Block 111
- Heater-Electric booster 70, 84
- Heater-Seat backrest-Driver 117, 176
- Heater-Seat backrest-Passenger 118, 176
- Heater-Seat cushion-Driver 96, 100, 103, 176
- Heater-Seat cushion-Passenger 96, 100, 103, 176
- Heater-Steering wheel 7, 176
- Hood ajar switch 98, 111, 166
- Horn (s) 89, 111, 167
- Ignition coil-1 31, 40, 47
- Ignition coil-2 31, 40, 47
- Ignition coil-3 31, 40, 47
- Ignition coil-4 31, 40, 47
- Ignition coil-5 31, 40, 47
- Ignition coil-6 31, 40, 47
- Ignition coil-7 40, 47
- Ignition coil-8 40, 47
- Ignition coils 86, 87, 90
- Information and entertainment control module 105, 115, 127, 128, 151, 161
- Initiator-Front-LH 1
- Initiator-Front-RH 1
- Initiator-Rear-LH 1
- Initiator-Rear-RH 1
- Injectors 86, 87
- Instrument cluster 8, 65, 66, 67, 68, 69, 75, 76, 77, 82, 83, 84, 90, 93, 97, 115, 140, 143, 144, 145, 148, 149, 151, 156, 165, 168, 200, 201, 203
- Integrated audio module 105, 115, 127, 128, 130, 133, 161, 170
- Integrated control panel 78, 94, 115, 151
- Ipod connector 134
- Keyless vehicle module 93, 102, 110, 121, 153, 155, 165, 168, 192, 193, 195, 196, 200
- Lamp-Daylight running-LH 141
- Lamp-Daylight running-RH 141
- Lamp-Door sill-Front-LH 150
- Lamp-Door sill-Front-RH 150
- Lamp-Fog-Rear-LH 108, 120, 145
- Lamp-Fog-Rear-RH 108, 120, 145
- Lamp-Footwell-Front-LH 95, 109, 146
- Lamp-Footwell-Front-RH 95, 109, 146
- Lamp-Glove compartment 95, 146
- Lamp-High mounted stop 108, 119, 142
- Lamp-Interior-Rear 95, 109, 119, 146
- Lamp-Luggage compartment 108, 120, 147
- Lamp-number plate and switch-Luggage compartment lid release 108, 110, 120, 140, 200
- Lamp-Sun visor-LH 95, 119, 146
- Lamp-Sun visor-RH 95, 119, 146
- Latch-Glove compartment 101, 115, 171
- LED-Ambient-Door-Driver 148
- LED-Ambient-Door-Passenger 148
- LED-Door handle-Front-LH 101, 116
- LED-Door handle-Front-RH 101, 116
- LH rear door handle module 193, 196
- LH rear door latch module 98, 119, 146, 166, 196, 198, 199
- LH rear surround sound speaker 129
- Liftgate Latch/Luggage Compartment Lid Latch 98, 108, 120, 147, 166, 200
- Megafuse-Electric booster heater 70, 84
- Mirror-Door-Driver side 74, 144, 147, 172, 173, 174, 175
- Mirror-Door-Passenger side 74, 144, 147, 172, 173, 174, 175

Connector	Description	Color	Cav	Location	Harness
C1E716	Sensor 1-Engine coolant temperature (ECT) - DV6	Grey	2	Front of engine - center	ENGINE DIESEL 3.0L
C1E716A	Sensor 2-Engine coolant temperature (ECT)-PV8	Grey	2	LH side of engine compartment	ENGINE PETROL AJ133 N/A
C1E717	Sensor-Oil temperature-level	Black	3	Lower front of engine - LH side	ENGINE PETROL AJ133 N/A
C1E717	Sensor-Oil temperature-level	Black	3	Lower front of engine - LH side	ENGINE PETROL AJ133 S/C
C1E717	Sensor-Oil temperature-level	Black	3	Lower front of engine - LH side	ENGINE DIESEL 3.0L
C1E720A	Valve-EGR	Grey	6	RH side of engine	ENGINE DIESEL 3.0L
C1E720B	Valve-EGR	Grey	6	LH side of engine	ENGINE DIESEL 3.0L
C1E727	Sensor-Pressure-Fuel rail - PV8NA	Black	3	Rear RH side of engine	ENGINE PETROL AJ133 N/A
C1E727	Sensor-Pressure-Fuel rail - PV8SC	Black	3	Rear RH side of engine	ENGINE PETROL AJ133 S/C
C1E727	Sensor-Pressure-Fuel rail - DV6	Black	3	RH side of engine	ENGINE DIESEL 3.0L
C1E728	Sensor-Temperature and fuel level	Black	2	Top of engine	ENGINE DIESEL 3.0L
C1E731	Sensor-Oxygen-Odd-Post catalyst - PV8NA	Dark grey	4	RH side of gearbox	ENGINE PETROL AJ133 N/A
C1E731	Sensor-Oxygen-Odd-Post catalyst - PV8SC	Dark grey	4	RH side of gearbox	ENGINE PETROL AJ133 S/C
C1E733	Sensor-Oxygen-Even-Post catalyst - PV8NA	Dark grey	4	LH side of gearbox	ENGINE PETROL AJ133 N/A
C1E733	Sensor-Oxygen-Odd-Post catalyst - PV8SC	Dark grey	4	LH side of gearbox	ENGINE PETROL AJ133 S/C
C1E735	Sensor-Oxygen-Odd-Pre-catalyst - PV8NA	Black	4	RH side of gearbox	ENGINE PETROL AJ133 N/A
C1E735	Sensor-Oxygen-Odd-Pre-catalyst - PV8SC	Black	4	RH side of gearbox	ENGINE PETROL AJ133 S/C
C1E735B	Sensor-Temperature-Catalytic converter-Upstream	Black	6	LH side of gearbox	GEARBOX AUTO DIESEL 3.0L
C1E737	Sensor-Oxygen-Odd-Pre-catalyst - PV8NA	Black	4	LH side of gearbox	ENGINE PETROL AJ133 N/A
C1E737	Sensor-Oxygen-Odd-Pre-catalyst - PV8SC	Black	4	LH side of gearbox	ENGINE PETROL AJ133 S/C
C1E743	Solenoid-EGR cooling bypass	Black	2	Rear RH side of engine	ENGINE DIESEL 3.0L
C1E747B	Sensor-Temperature-DPF-Intake	Brown	2	RH side of gearbox	GEARBOX AUTO DIESEL 3.0L
C1E748B	Sensor-Temperature-DPF-Outlet	Dark grey	2	LH side of gearbox	GEARBOX AUTO DIESEL 3.0L
C1E752B	Sensor-Outlet temperature-Fixed turbocharger	Black	2	RH side of gearbox	GEARBOX AUTO DIESEL 3.0L
C1E801	Sensor-Knock (KS)	Black	2	Top of engine - RH side	KNOCK SENSORS PETROL
C1E802	Sensor-Knock (KS) - PV8	Black	2	Top front of engine - RH side	KNOCK SENSORS PETROL
C1E803	Sensor-Manifold Absolute-Pressure (MAP) - PV8NA	Grey	3	Front of engine - center	ENGINE PETROL AJ133 N/A
C1E803	Sensor-Manifold Absolute-Pressure (MAP) - PV8SC	Grey	3	Front of engine - center	ENGINE PETROL AJ133 S/C
C1E803	Sensor-Manifold Absolute-Pressure (MAP) - DV6	Black	3	Top of engine - RH side	ENGINE DIESEL 3.0L
C1E803B	Sensor-MAP-Secondary air injection (SAI)	Black	3	Behind LH front wheel arch liner	ENGINE COMPARTMENT LH
C1E803B	Sensor-MAP-Secondary air injection (SAI)	Black	3	Behind LH front wheel arch liner	ENGINE COMPARTMENT RH
C1E804	Sensor-Temperature and Manifold-Absolute Pressure (TMAP) - PV8SC	Black	4	Rear LH side of engine	ENGINE PETROL AJ133 S/C
C1E804	Sensor-Temperature and Manifold-Absolute Pressure (TMAP)	Black	2	Top front of engine - RH side	ENGINE DIESEL 3.0L
C1E807	Sensor-Mass air-flow (MAF) - PV8NA	Black	5	Front RH side of engine compartment	ENGINE PETROL AJ133 N/A
C1E807	Sensor-Mass air-flow (MAF) - PV8SC	Black	5	Front RH side of engine compartment	ENGINE PETROL AJ133 S/C
C1E807B	Sensor-Mass air-flow (MAF) - DV6	Black	4	Front LH side of engine compartment	ENGINE COMPARTMENT LH
C1E807B	Sensor-Mass air-flow (MAF) - DV6	Black	4	Front LH side of engine compartment	ENGINE COMPARTMENT RH
C1E808	Sensor-Mass air-flow (MAF) - PV8NA	Black	5	Front LH side of engine compartment	ENGINE PETROL AJ133 N/A
C1E808	Sensor-Mass air-flow (MAF) - PV8SC	Black	5	Front LH side of engine compartment	ENGINE PETROL AJ133 S/C
C1E808B	Sensor-Mass air-flow (MAF) - DV6	Black	4	Front LH side of engine compartment	ENGINE COMPARTMENT LH

Connector	Description	Color	Cav	Location	Harness
C3DF10A	Megafuse-Electric booster heater		1	Beneath RH Front seat	MEGAFUSE FUSE BOX TO PANEL STUD
C3ET37	Module-Transmission shift	Dark grey	22	Beneath center console	CONSOLE MIDDLE
C3HS01A	Heater-Seat backrest-Driver	Black	2	Behind driver seat backrest	SEAT DRIVER RHD
C3HS01A	Heater-Seat backrest-Driver	Black	2	Behind driver seat backrest	SEAT DRIVER LHD
C3HS01B	Assembly-Climate-Seat backrest-Driver	Light grey	8	Behind driver seat backrest	SEAT DRIVER RHD
C3HS01B	Assembly-Climate-Seat backrest-Driver	Light grey	8	Behind driver seat backrest	SEAT DRIVER LHD
C3HS02A	Heater-Seat cushion-Driver	Black	4	Beneath driver seat	SEAT DRIVER RHD
C3HS02A	Heater-Seat cushion-Driver	Black	4	Beneath driver seat	SEAT DRIVER LHD
C3HS02B	Assembly-Climate-Seat cushion-Driver	Light grey	8	Beneath driver seat	SEAT DRIVER RHD
C3HS02B	Assembly-Climate-Seat cushion-Driver	Light grey	8	Beneath driver seat	SEAT DRIVER LHD
C3HS03A	Module-Climate-controlled seat	Black	12	Beneath RH Front seat	CABIN LH
C3HS03A	Module-Climate-controlled seat	Black	12	Beneath RH Front seat	CABIN RH
C3HS03B	Module-Climate-controlled seat	Black	10	Beneath RH Front seat	CABIN LH
C3HS03B	Module-Climate-controlled seat	Black	10	Beneath RH Front seat	CABIN RH
C3HS03C	Module-Climate-controlled seat	Black	16	Beneath RH Front seat	CABIN LH
C3HS03C	Module-Climate-controlled seat	Black	16	Beneath RH Front seat	CABIN RH
C3HS06A	Heater-Seat backrest-Passenger	Black	2	Behind passenger seat backrest	SEAT PASSENGER RHD
C3HS06A	Heater-Seat backrest-Passenger	Black	2	Behind passenger seat backrest	SEAT PASSENGER LHD
C3HS06B	Assembly-Climate-Seat backrest-Passenger	Light grey	8	Behind passenger seat backrest	SEAT PASSENGER RHD
C3HS06B	Assembly-Climate-Seat backrest-Passenger	Light grey	8	Behind passenger seat backrest	SEAT PASSENGER LHD
C3HS07A	Heater-Seat cushion-Passenger	Black	4	Beneath front passenger seat	SEAT PASSENGER RHD
C3HS07A	Heater-Seat cushion-Passenger	Black	4	Beneath front passenger seat	SEAT PASSENGER LHD
C3HS07B	Assembly-Climate-Seat cushion-Passenger	Light grey	8	Beneath front passenger seat	SEAT PASSENGER RHD
C3HS07B	Assembly-Climate-Seat cushion-Passenger	Light grey	8	Beneath front passenger seat	SEAT PASSENGER LHD
C3MC39A	Module-Tire pressure monitoring system	Blue	16	Beneath RH Front seat	CABIN LH
C3MC39A	Module-Tire pressure monitoring system	Blue	16	Beneath RH Front seat	CABIN RH
C3MC39B	Module-Tire pressure monitoring system	Green	16	Beneath RH Front seat	CABIN LH
C3MC39B	Module-Tire pressure monitoring system	Green	16	Beneath RH Front seat	CABIN RH
C3MC45	Receiver-Tire-pressure monitoring	Violet	3	Beneath center console LH side	CABIN LH
C3MC45	Receiver-Tire-pressure monitoring	Violet	3	Beneath center console LH side	CABIN RH
C3ME17A	Module-Portable audio interface	Black	6	Beneath LH Front seat	MOST LINK AUU
C3ME17A	Module-Portable audio interface	Black	6	Beneath LH Front seat	MOST LINK
C3ME17B	Module-Portable audio interface	Black	1	Beneath LH Front seat	LINK AUU
C3ME24	Module-Tuner-DAB/SDARS		1	Beneath LH Front seat	CABIN LH
C3ME24	Module-Tuner-DAB/SDARS		1	Beneath LH Front seat	CABIN RH
C3ME37A	Console-Portable audio interface	Black	4	Beneath LH Front seat	CABIN LH
C3ME37A	Console-Portable audio interface	Black	4	Beneath center console	CABIN LH
C3ME37B	Console-Portable audio interface	Black	4	Beneath center console	CABIN RH
C3ME41A	Module-Tuner-DAB/SDARS	Black	1	Beneath center console	LINK AUU
C3ME41A	Module-Tuner-DAB/SDARS	Black	2	Beneath LH Front seat	CABIN LH
C3ME41A	Module-Tuner-DAB/SDARS	Black	2	Beneath LH Front seat	CABIN RH

Connector	Description	Color	Cav	Location	Harness
C9RD03B	Windshield LH heater element	Black	1	LH 'A' post	CABIN LH
C9RD03B	Windshield LH heater element	Black	1	LH 'A' post	CABIN RH
C9RD04A	Windshield RH heater element	Black	1	RH 'A' post	CABIN LH
C9RD04A	Windshield RH heater element	Black	1	RH 'A' post	CABIN RH
C9RD04B	Windshield RH heater element	Black	1	RH 'A' post	CABIN LH
C9RD04B	Windshield RH heater element	Black	1	RH 'A' post	CABIN RH
C9RD09B	Heated rear window (HRW)	Black	1	Behind 'C' post upper trim panel-RH side	ANTENNA LINK
C9RD0A	RF filter	Black	1	Behind 'C' post upper trim panel-LH side	CABIN LH
C9RD0A	RF filter	Black	1	Behind 'C' post upper trim panel-LH side	CABIN RH
C9RT03	Receiver-Radio-frequency (RF)	Black	3	Rear of headlining	ROOF
C9RW06	Sensor-Rain	Black	3	Top of windshield	ROOF
CALN45	LED-Door handle-Front-LH	Light grey	2	Behind driver door trim panel	DRIVER DOOR LHD
CALN45	LED-Door handle-Front-RH	Light grey	2	Behind driver door trim panel	DRIVER DOOR RHD
CAME07	Speaker-Low range-Front door-LH	Natural	4	Behind driver door trim panel	DRIVER DOOR LHD
CAME07	Speaker-Low range-Front door-RH	Natural	4	Behind driver door trim panel	DRIVER DOOR RHD
CAME08	Front Tweeter-LH	Black	3	Behind driver door cheater panel	DRIVER DOOR LHD
CAME08	Front Tweeter-Driver	Black	3	Behind driver door cheater panel	DRIVER DOOR RHD
CAME26	Speaker-Low range-Front door-LH	Black	3	Behind driver door trim panel	DRIVER DOOR LHD
CAME26	Speaker-Low range-Front door-RH	Black	3	Behind driver door trim panel	DRIVER DOOR RHD
CAPK09	Module-Door latch-Driver	Black	4	Behind driver door trim panel	DRIVER DOOR LHD
CAPK09	Module-Door latch-Driver	Black	4	Behind driver door trim panel	DRIVER DOOR RHD
CAPK23	Handle-Driver door	Black	6	Behind driver door trim panel	DRIVER DOOR LHD
CAPK23	Handle-Driver door	Black	6	Behind driver door trim panel	DRIVER DOOR RHD
CAPL63	Motor-Central door-locking-Driver	Black	10	Behind driver door trim panel	DRIVER DOOR LHD
CAPL63	Motor-Central door-locking-Driver	Black	10	Behind driver door trim panel	DRIVER DOOR RHD
CAPM26	Mirror-Door-Driver side	Dark grey	22	Behind driver door trim panel	DRIVER DOOR LHD
CAPM26	Mirror-Door-Driver side	Dark grey	22	Behind driver door trim panel	DRIVER DOOR RHD
CAPS15	Switch-Seat memory-Driver	Black	8	Behind driver door trim panel	DRIVER DOOR LHD
CAPS15	Switch-Seat memory-Driver	Black	8	Behind driver door trim panel	DRIVER DOOR RHD
CAPW02A	Module-Driver-door	Black	22	Behind driver door trim panel	DRIVER DOOR LHD
CAPW02A	Module-Driver-door	Black	22	Behind driver door trim panel	DRIVER DOOR RHD
CAPW02B	Module-Driver-door	Black	24	Behind driver door trim panel	DRIVER DOOR LHD
CAPW02B	Module-Driver-door	Black	24	Behind driver door trim panel	DRIVER DOOR RHD
CAPW10	Switch-Window-Driver door	Light blue	5	Behind driver door trim panel	DRIVER DOOR LHD
CAPW10	Switch-Window-Driver door	Light blue	5	Behind driver door trim panel	DRIVER DOOR RHD
CAPW11	Motor-Window-Driver	Dark grey	6	Behind driver door trim panel	DRIVER DOOR LHD
CAPW11	Motor-Window-Driver	Dark grey	6	Behind driver door trim panel	DRIVER DOOR RHD
CAR217A	Sensor-Side impact-Driver door	Black	2	Behind driver door trim panel	DRIVER DOOR LHD
CAR217A	Sensor-Side impact-Driver door	Black	2	Behind driver door trim panel	DRIVER DOOR RHD
CBLN46	LED-Door handle-Front-RH	Light grey	2	Behind passenger door trim panel	PASSENGER DOOR LHD



BY APPOINTMENT TO  
HER MAJESTY QUEEN ELIZABETH II  
MANUFACTURERS OF DAIMLER AND JAGUAR CARS  
JAGUAR CARS LIMITED COVENTRY



BY APPOINTMENT TO  
HIS ROYAL HIGHNESS THE PRINCE OF WALES  
MANUFACTURERS OF DAIMLER AND JAGUAR CARS  
JAGUAR CARS LIMITED COVENTRY

---

# Electrical Wiring Diagrams

---

# XF

VIN: R47154 >

---

Published by Technical Communications, Jaguar Cars Limited  
Publication Part No. JLR 14 30 10\_2E

The chart which follows shows connector types, termination pin or socket, tip to be used to release the termination and tip to be used to remove or release the anti-backout device.

Connector Terminal Type	Pin or Socket	Extractor Tip	Anti-backout Tip
Multilock 040 series	D	A	
Multilock 040 series	B	A	
Multilock 070 series	B	B	
Multilock 040 series	D	B	
Econoseal III 070 series	D	B	
Econoseal III 070 series	B	B	
Econoseal III 070 series	B	B	
Econoseal III J2	D	B	
Econoseal III 250 series	B	F	
Econoseal III 250 series	D	B	
Econoseal III 250 series	B	F	
Econoseal III 250 series	D	B	
Micro-timer II 1.5mm	D	C	
Micro-timer II 1.5mm	B	C	
Std power timer 4.8 flat	D	G	
Std power timer 5.8 flat	B	D	
Std power timer 5.8 flat	B	D	
Std power timer 2.8 flat	D	D	
Std power timer 4.8 flat	D	G	
Std power timer 5.8 flat	B	D	
Ford 2.8 Flat	D	E	H
Multilock 070 series	D	B	
Multilock 070 series	B	B	
Junior power timer 2,8 flat	D	D	
Sumitomo TS90 connector	B	B	H
Modu IV Gold plated	D	B	
Multilock 040 series Gold plated	D	A	
Micro Quadlock	D	I	
EECV	D	B	
EECV	D	B	
Kostal dia 1.50 series	D	J	
AMP 6.3 flat	D	B	
Junior power timer 2,8 flat	D	D	
2.8 series	D	B	I
Sumitomo TS90 connector	D	B	H
Ducon 0.60 Gold plated	D	K	
AMP 6.3 flat	D	D	
Econoseal III 250 series	B	F	

CLICK HERE TO **DOWNLOAD** THE COMPLETE MANUAL

- Thank you very much for reading the preview of the manual.
- You can download the complete manual from: [www.heydownloads.com](http://www.heydownloads.com) by clicking the link below



- Please note: If there is no response to CLICKING the link, please download this PDF first and then click on it.

CLICK HERE TO **DOWNLOAD** THE COMPLETE MANUAL