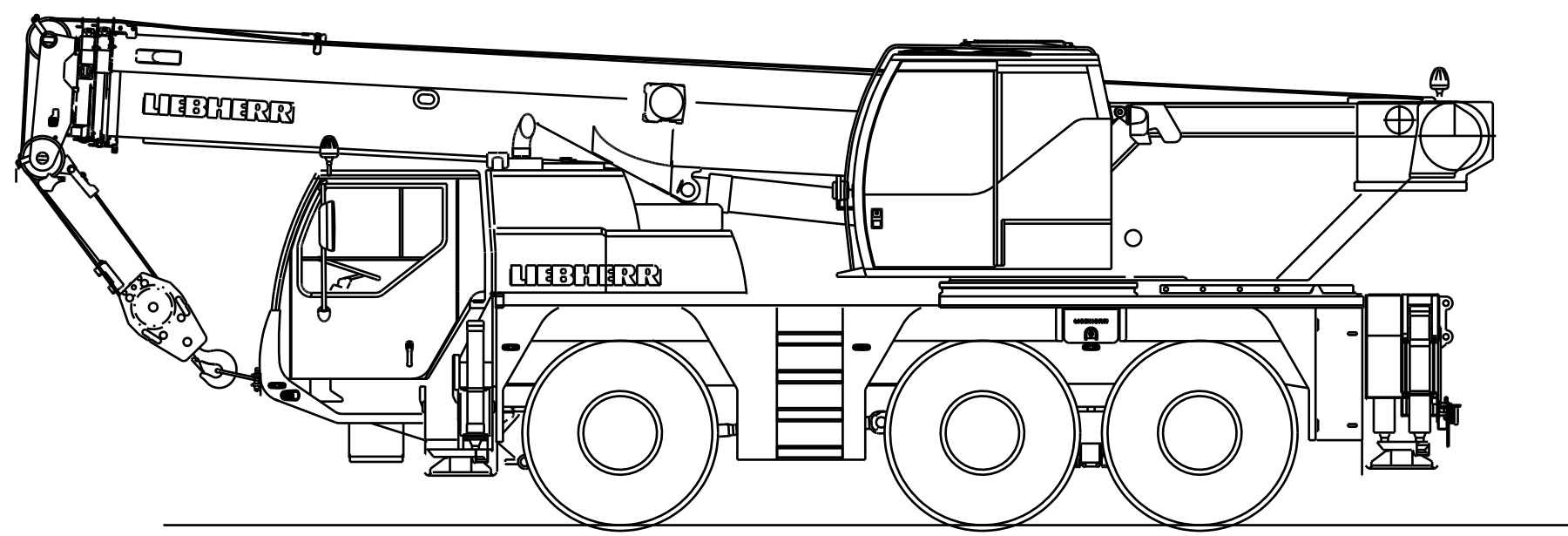


LTM 1055-3.1

(LTM 1055/1)

LIEBHERR-MOTEUR
 D 926 TI-E A5
 ZF-BOLITE DE VITESSES
 12 AS 2302



3			Gez.	23.05.05	lwebea0	LIEBHERR WERK	PLAN DE COUPLAGE	Ident-Nr.	984583108	=	U
2						EHINGEN				+	H
1			Ausgabe	23.05.05	dpl			SYSTEME ÉLECTR. VÉHICULE	Zeich-Nr.	3269-920.15.00.001-000	Blatt
	Änderung	Datum	Name	Datum	Name	Copyright (c)				von	147

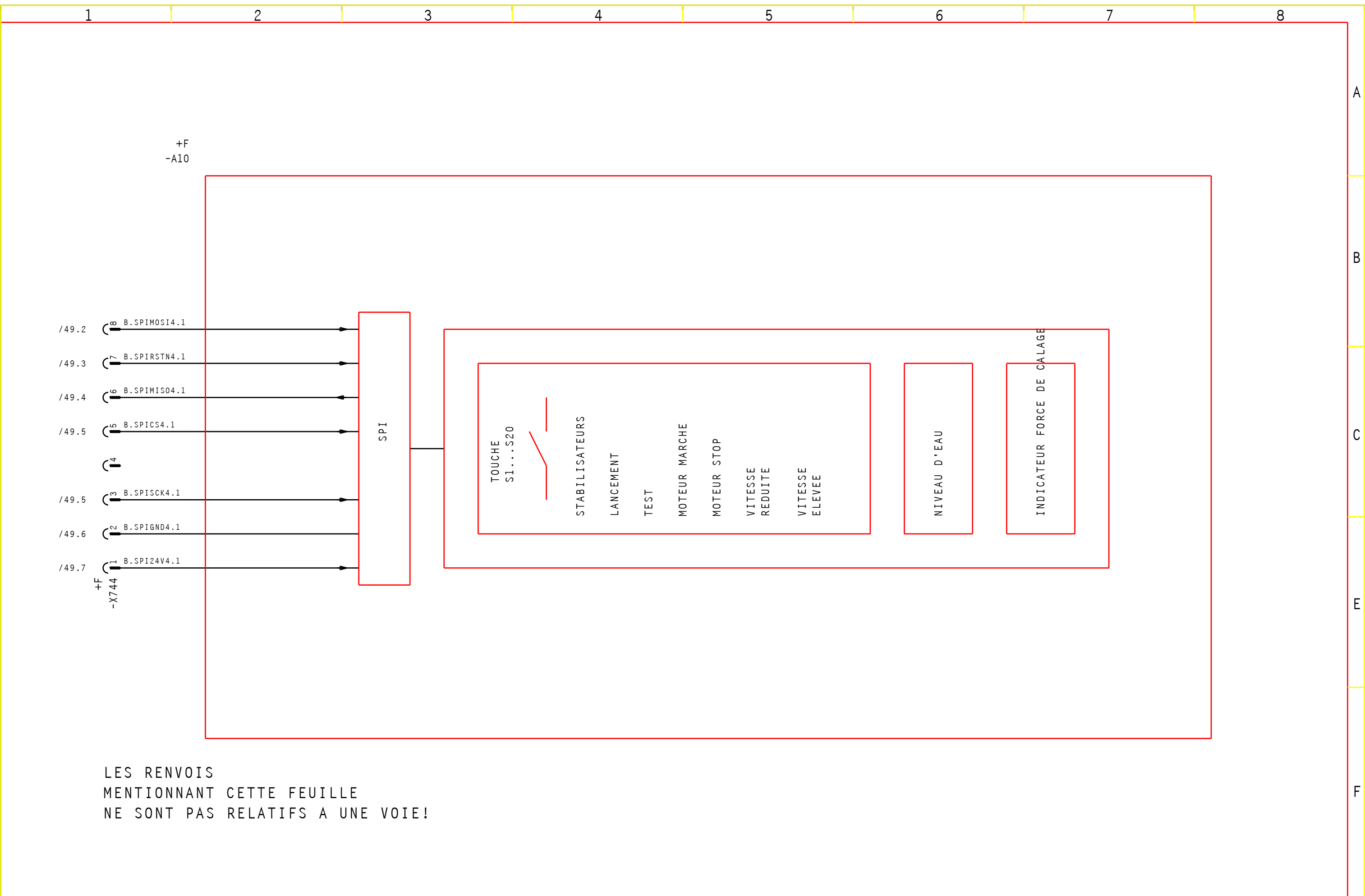
CLICK HERE TO **DOWNLOAD** THE COMPLETE MANUAL

- Thank you very much for reading the preview of the manual.
- You can download the complete manual from: www.heydownloads.com by clicking the link below



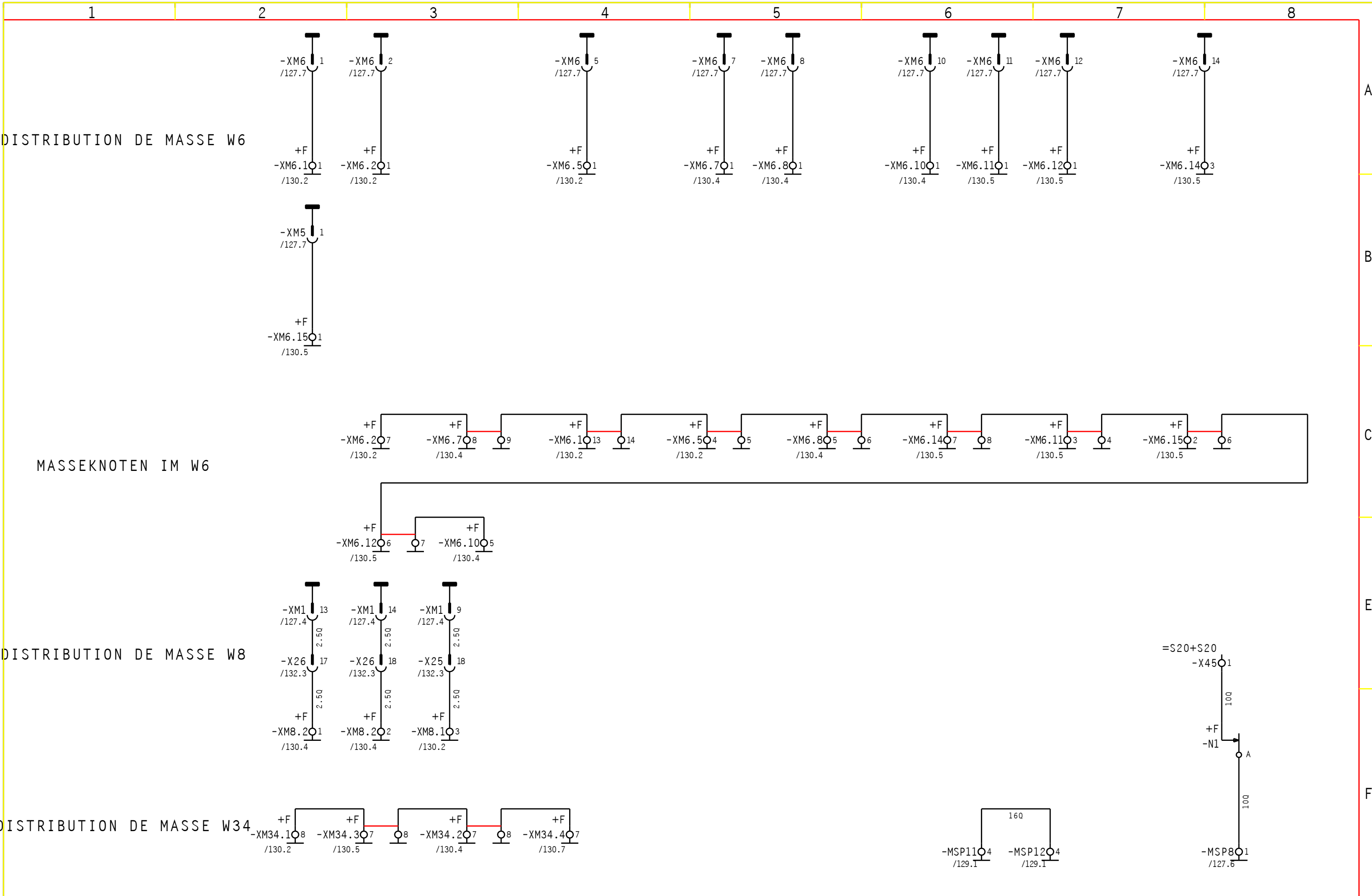
- Please note: If there is no response to CLICKING the link, please download this PDF first and then click on it.

CLICK HERE TO **DOWNLOAD** THE COMPLETE MANUAL



LES RENVOIS
MENTIONNANT CETTE FEUILLE
NE SONT PAS RELATIFS A UNE VOIE!

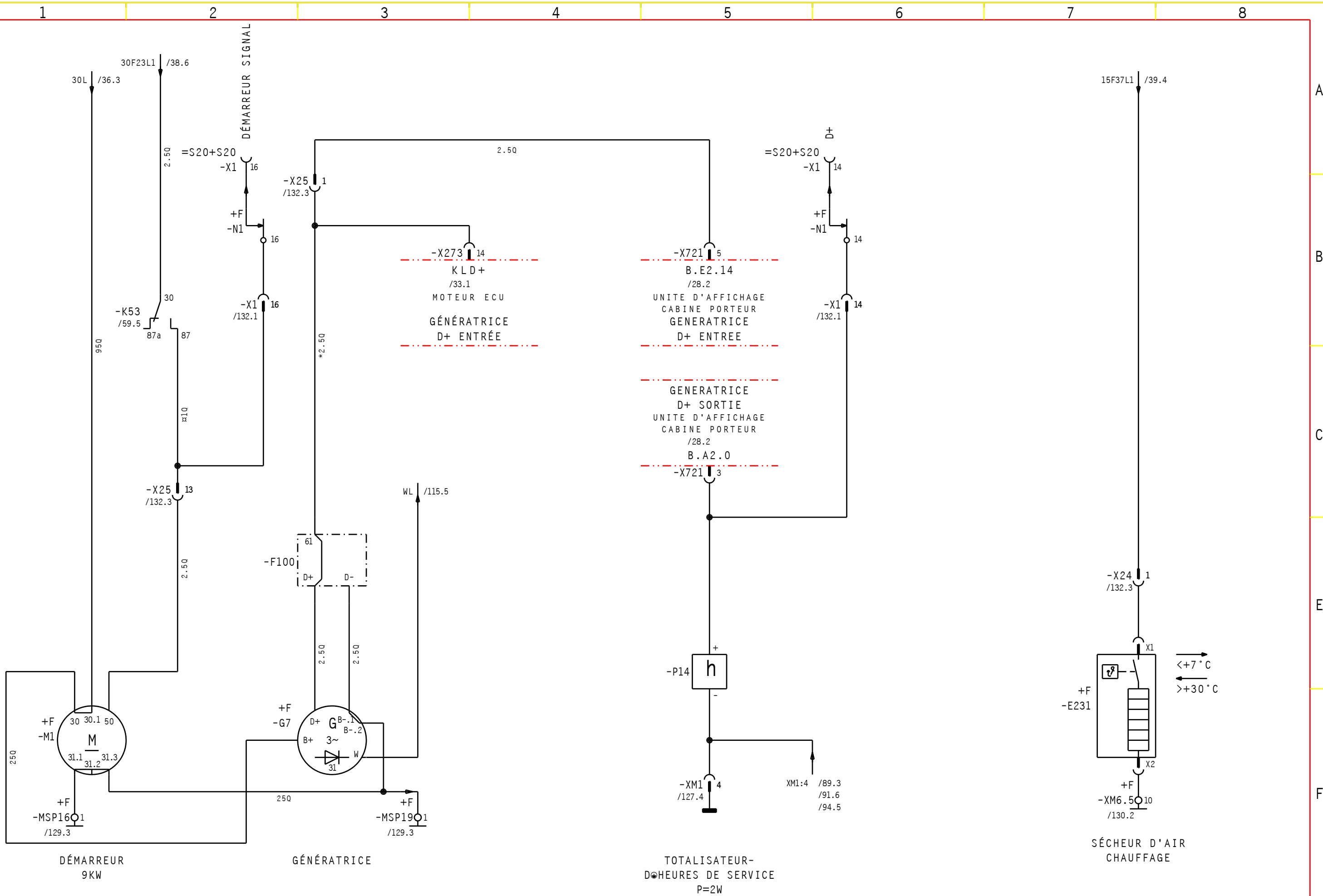
3			Gez.	23.05.05	lwebea0	LIEBHERR WERK	UNITE DE COMMANDE CALAGE GAUCHE	Ident-Nr.	984583108	=	U
2			Ausgabe	23.05.05	dp1	EHINGEN				+	H
1	Änderung	Datum	Name	Datum	Name	Copyright (c)		Zeich-Nr.	3269-920.15.00.001-000	Blatt	31
								von		147	



3			Gez.	23.05.05	lwebea0	LIEBHERR WERK
2						EHINGEN
1			Ausgabe	23.05.05	dp1	
	Änderung	Datum	Name	Datum	Name	Copyright (c)

DISTRIBUTION DE MASSE

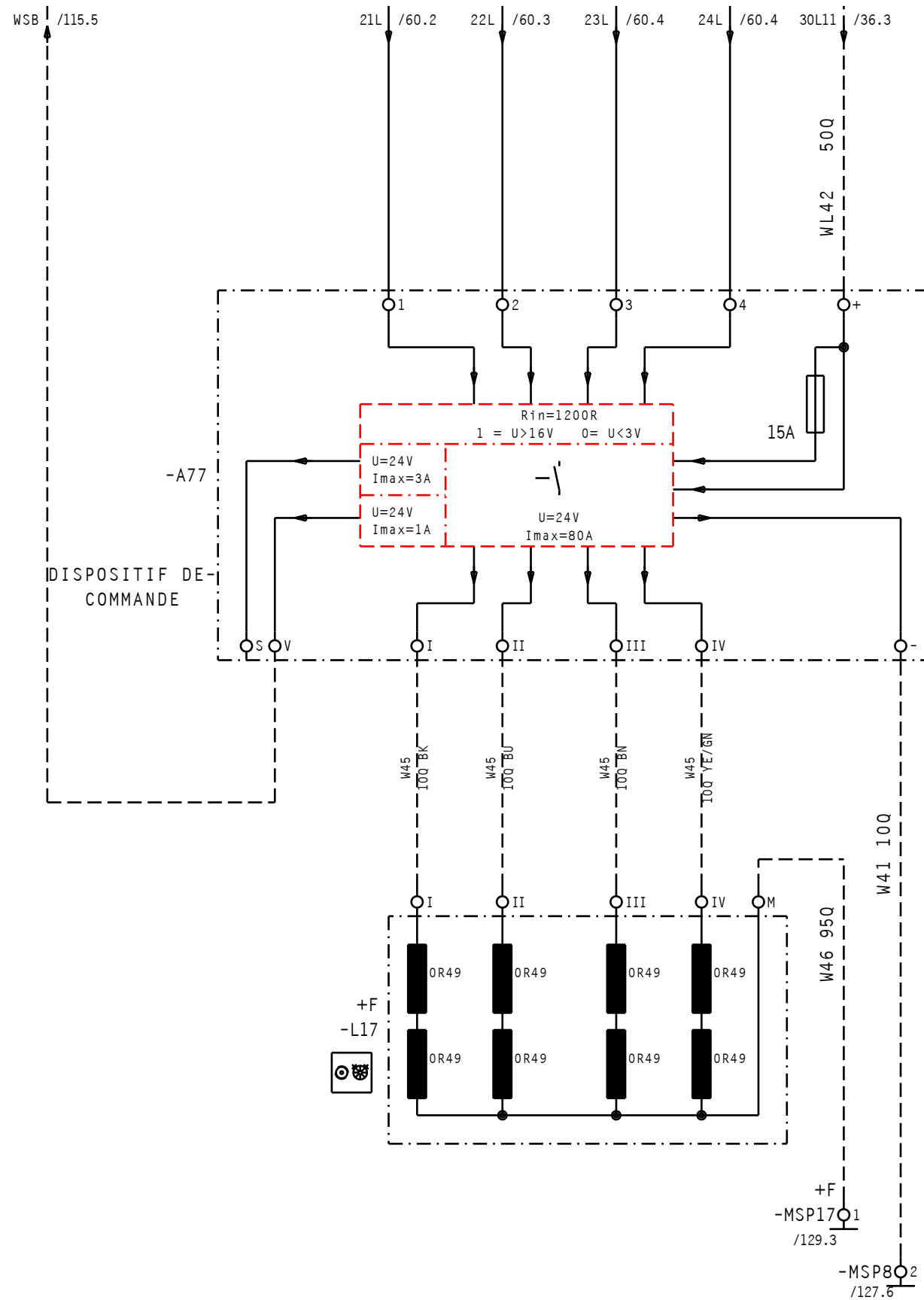
Ident-Nr.	984583108	=	U
Zeich-Nr.	3269-920.15.00.001-000	+	H
		Blatt	41
		von	147



3			Gez.	23.05.05	lwebea0	LIEBHERR WERK
2						EHINGEN
1			Ausgabe	23.05.05	dp1	
	Änderung	Datum	Name	Datum	Name	Copyright (c)

DÉMARREUR , GÉNÉRATRICE ,
SÉCHEUR D'AIR CHAUFFAGE , TOTALISATEUR-
HEURES DE SERVICE

Ident-Nr.	984583108	=	U
Zeich-Nr.	3269-920.15.00.001-000	+	H
		Blatt	51
		von	147



ENTRÉE				SORTIE					
1 = U>16V 0 = U<3V				I	II	III	IV	V	S
0	0	0	0	0	0	0	0	0	0
0	0	0	1	0	0	0	1	1	0
0	0	1	0	0	0	1	0	1	0
0	0	1	1	0	0	1	1	1	0
0	1	0	0	0	1	0	0	1	0
0	1	0	1	0	1	0	1	1	0
0	1	1	0	0	1	1	0	1	0
0	1	1	1	0	1	1	1	1	0
1	0	0	0	1	0	0	0	1	1
1	0	1	0	1	0	1	0	1	1
1	0	1	1	1	0	1	1	1	1
1	1	0	0	1	1	0	0	1	1
1	1	0	1	1	1	0	1	1	1
1	1	1	0	1	1	1	0	1	1
1	1	1	1	1	1	1	1	1	1

POSITION DE-COMMUTATEUR	FREIN MOTEUR	RALENTISSEUR ÉLECTROMAGNÉTIQUE TELMA FOCAL 250	
	-Y52	ETAGE	CURRENT +-5%
0	0	0	0
1	1	0	0
2	1	1	24,2A
3	1	2	48,4A
4	1	3	72,6A
5	1	4	96,8A

3			Gez.	23.05.05	lwebea0	LIEBHERR WERK
2						EHINGEN
1			Ausgabe	23.05.05	dp1	
	Änderung	Datum	Name	Datum	Name	Copyright (c)

* RALENTISSEUR ÉLECTROMAGNÉTIQUE

Ident-Nr. 984583108
 Zeich-Nr. 3269-920.15.00.001-000

= U
 + H
 Blatt 61
 von 147

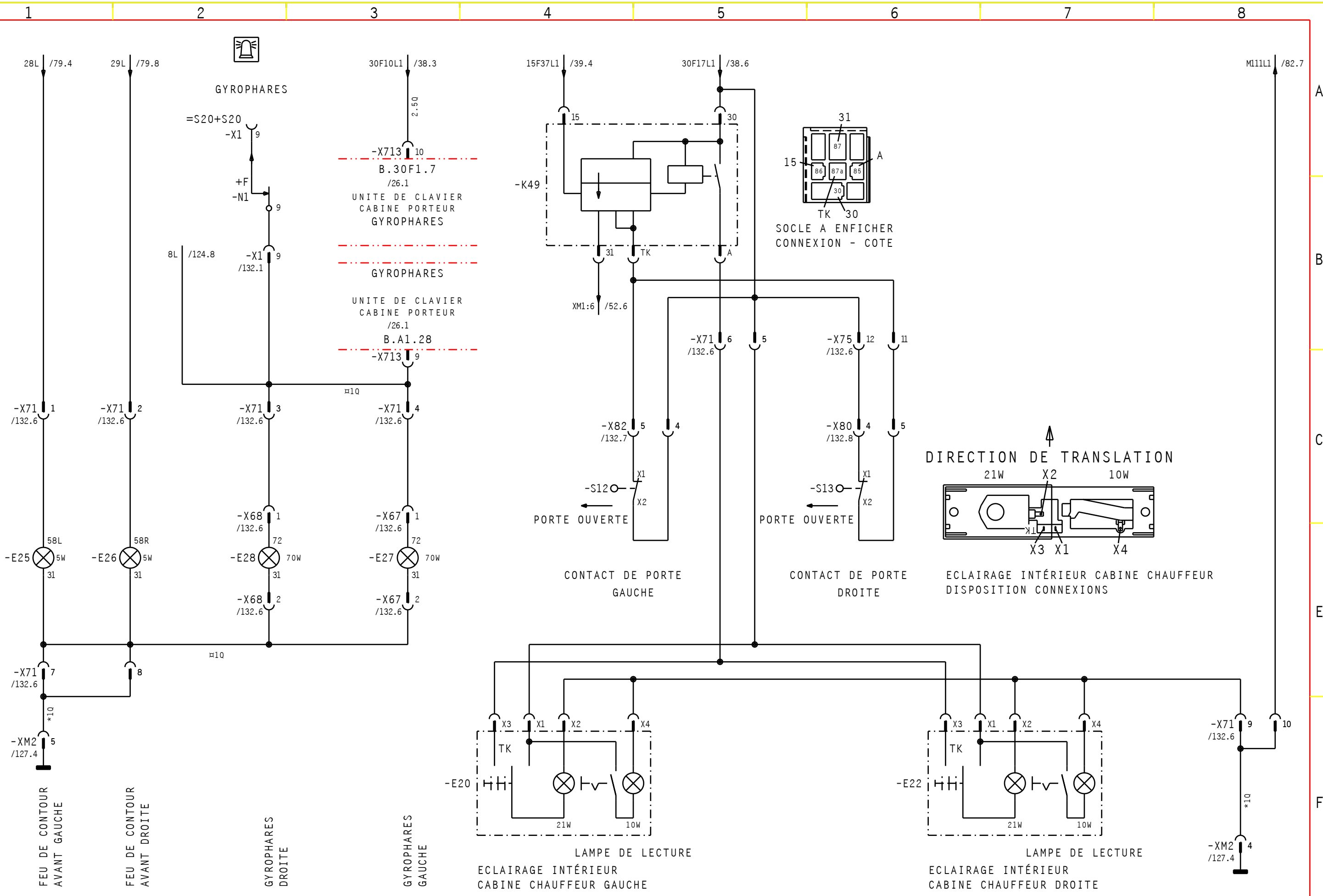
CLICK HERE TO **DOWNLOAD** THE COMPLETE MANUAL

- Thank you very much for reading the preview of the manual.
- You can download the complete manual from: www.heydownloads.com by clicking the link below



- Please note: If there is no response to CLICKING the link, please download this PDF first and then click on it.

CLICK HERE TO **DOWNLOAD** THE COMPLETE MANUAL



3			Gez.	23.05.05	lwebea0	LIEBHERR WERK
2						EHINGEN
1			Ausgabe	23.05.05	dpl	
	Änderung	Datum	Name	Datum	Name	Copyright (c)

ECLAIRAGE CABINE CHAUFFEUR ,
GYROPHARES , CONTACT DE PORTE

Ident-Nr.	984583108	=	U
		+	H
Zeich-Nr.	3269-920.15.00.001-000	Blatt	81
		von	147

1

2

3

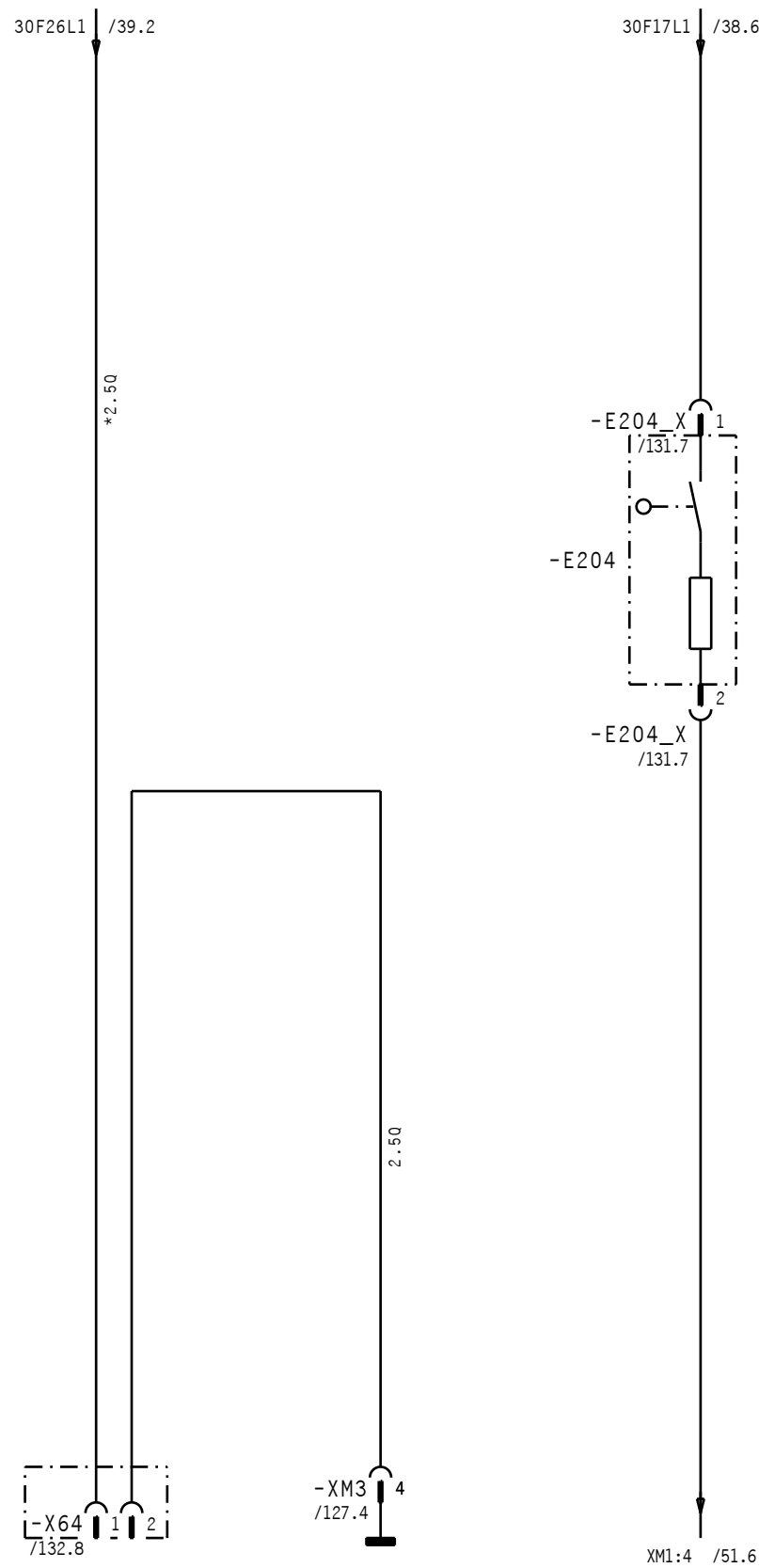
4

5

6

7

8



PRISE DE COURANT 24V

A

B

C

E

F

3			Gez.	23.05.05	lwebea0	LIEBHERR WERK EHINGEN
2			Ausgabe	23.05.05	dp1	
1	Änderung	Datum	Name	Datum	Name	

PRISE DE COURANT 24V ,
ALLUME-
CIGARES

Ident-Nr.	984583108	=	U
Zeich-Nr.	3269-920.15.00.001-000	+	H
		Blatt	91
		von	147

A
B
C
E
F

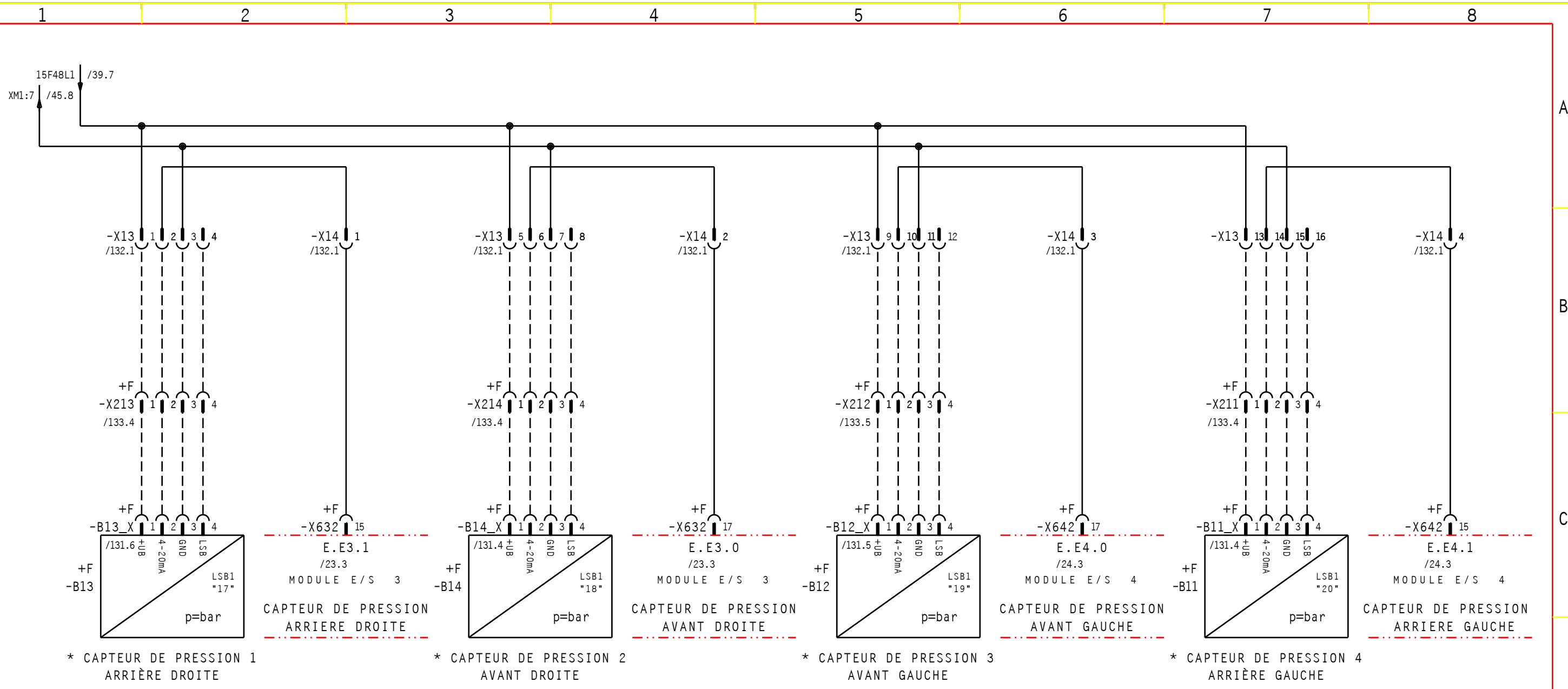
CHAUFFAGE- COMMUTATEUR COMPLÉMENTAIRE CLAVIER		SERVOMOTEUR CIRCULATION D'EAU CABINE CHAUFFEUR TOUCHE UNITE DE CLAVIER		MOTEUR DIESEL		WEBASTO- CHAUFFAGE		CHAUFFAGE RACCORD D'INJECTEUR		POMPE DE CIRCULATION U4810 / U4814	
CONTACT	ARRET	CHAUD	FROID	CONTACT	ARRET	CONTACT	ARRET	CONTACT	ARRET	CONTACT	ARRET
X		X			X	X		X		X	
X		X		X		X		X		X	
X			X		X	X		X		X	
X			X	X		X		X		X	
	X	X			X		X		X		X
	X	X		X			X		X	X	
	X		X		X		X		X		X
	X		X	X			X		X		X

3			Gez.	23.05.05	lwebea0	LIEBHERR WERK
2						EHINGEN
1			Ausgabe	23.05.05	dp1	
	Änderung	Datum	Name	Datum	Name	Copyright (c)

* CHAUFFAGE-
COMPLÉMENTAIRE DBW 2020
PLAN FONCTIONNEL

Ident-Nr.	984583108
Zeich-Nr.	3269-920.15.00.001-000

=	U
+	H
Blatt	101
von	147

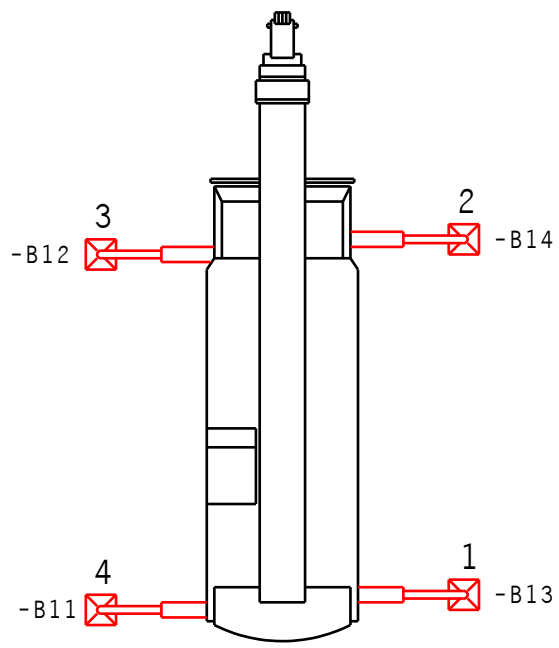


* CAPTEUR DE PRESSION 1
ARRIÈRE DROITE

* CAPTEUR DE PRESSION 2
AVANT DROITE

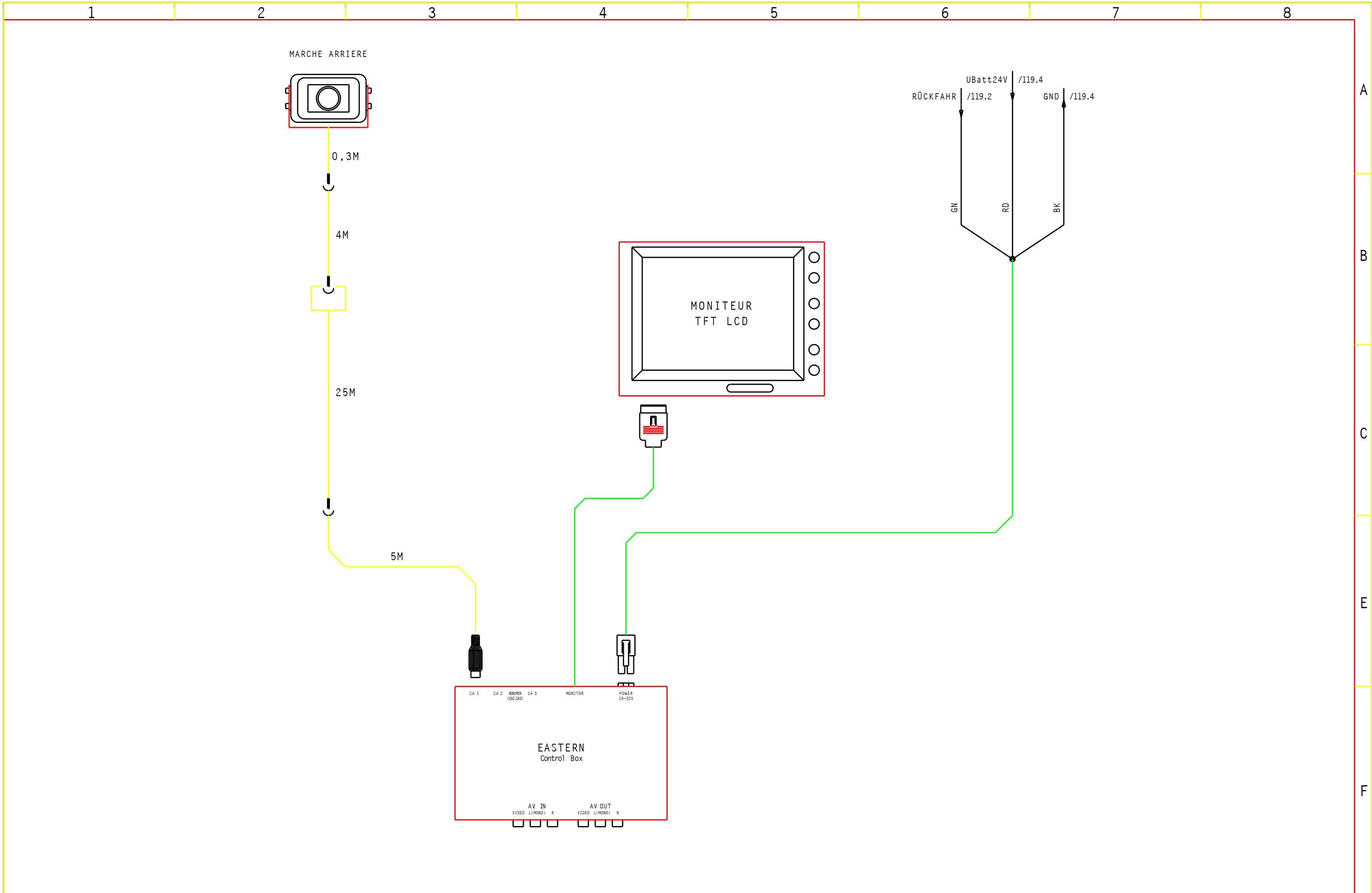
* CAPTEUR DE PRESSION 3
AVANT GAUCHE

* CAPTEUR DE PRESSION 4
ARRIÈRE GAUCHE



* OPTION

3			Gez.	23.05.05	lwebea0	LIEBHERR WERK	* INDICATEUR FORCE DE CALAGE	Ident-Nr.	984583108	=	U
2			Ausgabe	23.05.05	dp1	EHINGEN		Zeich-Nr.	3269-920.15.00.001-000	+	H
1	Änderung	Datum	Name	Datum	Name	Copyright (c)				Blatt	111
										von	147



3			Gez.	23.05.05	lwebea0	LIEBHERR WERK EHINGEN	* CAMERA POUR LES DEPLACEMENTS EN MARCHÉ ARRIÈRE	Ident-Nr.	984583108	=	U
2			Ausgabe	23.05.05	dp1			Zeich-Nr.	3269-920.15.00.001-000	+	H
1	Änderung	Datum	Name	Datum	Name			Copyright (c)		Blatt	121

CLICK HERE TO **DOWNLOAD** THE COMPLETE MANUAL

- Thank you very much for reading the preview of the manual.
- You can download the complete manual from: www.heydownloads.com by clicking the link below



- Please note: If there is no response to CLICKING the link, please download this PDF first and then click on it.

CLICK HERE TO **DOWNLOAD** THE COMPLETE MANUAL